

SUPER

GOAL 2

U16

ثاني متوسط

book contents

CONTENTS



وزارة التعليم
Ministry of Education
2022 - 1444

SUPER

GOAL 2

Term 3

Unit 12	It's Going to Be Fun!	106
Unit 13	What's the Weather Like?	114
Unit 14	Could You Do Me a Favor?	122
Unit 15	Today's News	130
Unit 16	Have You Ever...?	138
EXPANSION Units 12-16		146

Term 1	Unit 1	Are You Here on Vacation?	2
	Unit 2	What Are They Making?	10
	Unit 3	Who's Who	18
	Unit 4	Favorite Pastimes	26
	Unit 5	Is There Any Ice Cream?	34
		EXPANSION Units 1-5	42
Term 2	Unit 6	What Was It Like?	50
	Unit 7	What Happened?	58
	Unit 8	What's Wrong?	66
	Unit 9	Let's Go Out	74
	Unit 10	It's a Bargain!	82
		EXPANSION Units 6-11	90
Term 3	Unit 11	There's No Comparison	98
	Unit 12	It's Going to Be Fun!	106
	Unit 13	What's the Weather Like?	114
	Unit 14	Could You Do Me a Favor?	122
	Unit 15	Today's News	130
		EXPANSION Units 12-16	138
			146



ثاني متوسط

ENGLISH TIME for you





😊 Avoid gathering !

😊 We must wear a mask before going out.

😊 Social distancing is not a choice, it is a must!

😊 Keep a distance of 2 meters to avoid accountability

😊 wash hands constantly.






ارجو الالتزام بعدم كتابة أي تعليقات غير لائقة بالأدب العام.
علماً بأنه أي محادثة نصية او كتابية مسجلة تحت اسمك ورقم
هويتك



وعليه سيتم معاقبة من لم تلتزم بالذوق العام والسلوك الحسن
خلال تواجدك في المنصة او الفصول الافتراضية.



وذلك برفع شكوى وبلاغ رسمي ضدك بما تم كتابته او قوله
والتواصل مع ولي الأمر والمسؤولين لاتخاذ الاجراء اللازم مع
المخالفة.



ونتمنى وضع صورته في ملفك التعريفي لائقة بالمنصة
التعليمية

Virtual Classroom Rules



Be on time.



Act like you're at school.



Sit in I spot during class.



Keep yourself muted.



Turn off your video.



Raise your hand to talk.



Listen.



No eating during class.



HAVE FUN AND DO YOUR BEST!



I AM
WISE
BECAUSE
I LEARN FROM
MY MISTAKES

it's time

To LEARN

ENGLISH



Naureyah Alghamdi



To put a feeling, idea, or principle gradually into someone's mind, so that it has a strong influence on the way that person thinks or behaves.

الصلاة في أول وقتها من أفضل الأعمال:

في الصحيحين عن ابن مسعود رضي الله عنه
أن رجلاً سأل النبي صلى الله عليه وسلم:
أي الأعمال أفضل؟ قال: الصلاة لوقتها.



العامية

حديث صحيح أخرجه أبو داود





الإستماع للقرآن ؛ دواء : "

الأسباب الجالبة لرحمة الله

الاستماع إلى القرآن
الكريم والإنصات له

قال الله تعالى :

وَإِذَا قُرِئَ الْقُرْآنُ
فَاسْتَمِعُوا لَهُ وَأَنْصِتُوا
لَعَلَّكُمْ تُرْحَمُونَ

(الأعراف: 204)

ALBETAQA.SITE



رحمة





اللَّهُ نُورُ السَّمَاوَاتِ وَالْأَرْضِ

مكررة من سورة النور

Ayats In The Quran

Inspiring Quranic Verses



There are numerous ayats in the Quran and each one more beautiful than the other. It is difficult to pick one ayat as the most beautiful, Read the Quran to find inspiring ayahs that praise Allah and fill your heart with devotion and love.

سُورَةُ فَصَّلَاتٍ

بِسْمِ اللَّهِ الرَّحْمَنِ الرَّحِيمِ

مَنْ عَمِلَ صَالِحًا فَلِنَفْسِهِ ۖ وَمَنْ أَسَاءَ فَعَلَيْهَا ۚ وَمَا رَبُّكَ
بِظَالِمٍ لِّلْعَبِيدِ ﴿٤٦﴾



هناك العديد من الآيات في القرآن وكل واحدة أجمل من الأخرى. من الصعب اختيار آية واحدة كأجمل، اقرأ القرآن للعثور على آيات ملهمة تسبح الله وتملأ قلبك بالتفاني والحب.

▼ آية 46

▼ سورة فصلت



التفسير (Tafsir) الطبري - Al-Tabari

مَنْ عَمِلَ صَالِحًا فَلِنَفْسِهِ ۖ وَمَنْ أَسَاءَ فَعَلَيْهَا ۚ وَمَا رَبُّكَ بِظَالِمٍ لِّلْعَبِيدِ (46)

القول في تأويل قوله تعالى : مَنْ عَمِلَ صَالِحًا فَلِنَفْسِهِ ۖ وَمَنْ أَسَاءَ فَعَلَيْهَا ۚ وَمَا رَبُّكَ بِظَالِمٍ لِّلْعَبِيدِ (46)

يقول تعالى ذكره: من عمل بطاعة الله في هذه الدنيا، فائتمر لأمره، وانتهى عما نهاه عنه (فَلِنَفْسِهِ) يقول: فلنفسه عمل ذلك الصالح من العمل، لأنه يجازى عليه جزاءه، فيستوجب في المعاد من الله الجنة، والنجاة من النار. (وَمَنْ أَسَاءَ فَعَلَيْهَا) يقول: ومن عمل بمعاصي الله فيها، فعلى نفسه جنى، لأنه أكسبها بذلك سخط الله، والعقاب الأليم. (وَمَا رَبُّكَ بِظَالِمٍ لِّلْعَبِيدِ) يقول تعالى ذكره: وما ربك يا محمد بحامل عقوبة ذنب مذنّب على غير مكتسبه، بل لا يعاقب أحدا إلا على جرمه الذي اكتسبه في الدنيا، أو على سبب استحققه به منه، والله أعلم.

اعمل ما شئت

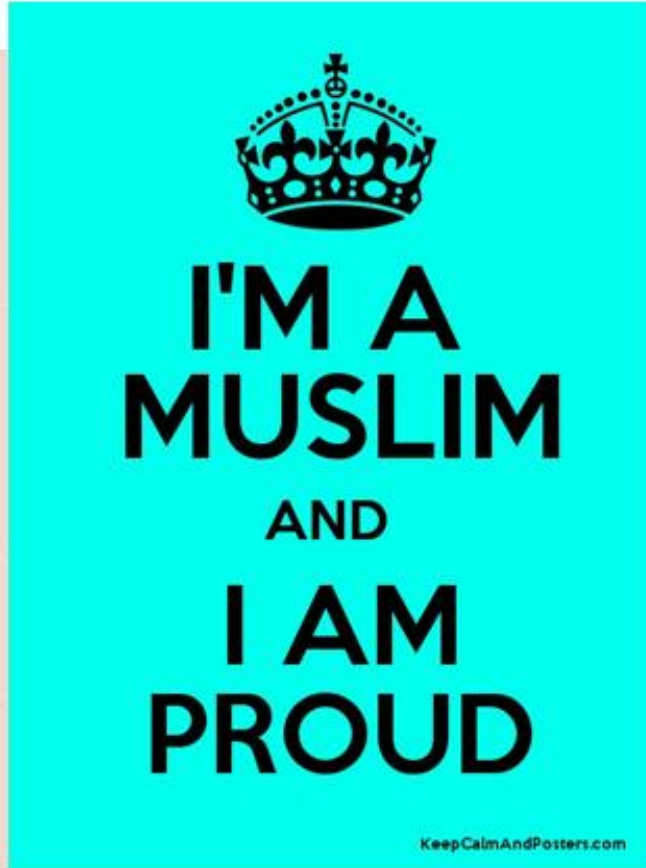


سُورَةُ الْفُودِ

بِسْمِ اللَّهِ

مَنْ عَمِلَ صَالِحًا فَلِنَفْسِهِ وَ
يُظْلَمُ لِلْعَبِيدِ ٤٦

I am pleased with Allah as my Lord, with Islam as my religion, and with Muhammad (peace and blessings of Allah be upon him) as my Prophet.



رَضِيتُ بِاللّٰهِ رَبًّا وَبِالْإِسْلَامِ دِينًا وَبِمُحَمَّدٍ نَبِيًّا. (ثلاث مرات)





Hijab is my CROWN



الرجاء اختيار ٤ أعمدة من الكلمات
وكتابة ٤ كلمات من كل ٤ أعمدة
في كل وحدة دراسية



VOCABULARY

Page 162

Nouns

cage
camel
cliff hanging
desert safari
hang gliding
harness
rope
shark diving
volcano
zebra

Verbs

dive
knock
throw

Adjectives

frightening
weird

Adverb

up close

EXPRESSIONS

Idiom

Have you ever heard of . . . ?

Real Talk

definitely
scared to death
To be honest
You're out of your mind!

U16



Unit Goals



Vocabulary

Unusual activities
Exciting adventures
Extreme sports



Functions

Talk about activities
you have and
haven't done



Grammar

Present Perfect—
affirmative,
negative,
yes/no questions,
short answers
Present Perfect versus
Simple Past
Review of Present
Tenses and Simple Past



Listening

Listen for specific
information about
travel experiences



Pronunciation

The /v/ sound in *have*



Reading

Ships of the Desert



Writing

Write about someone
who has had an
exciting life



Project

Present an extreme sport or
activity

16 Have You Ever...?

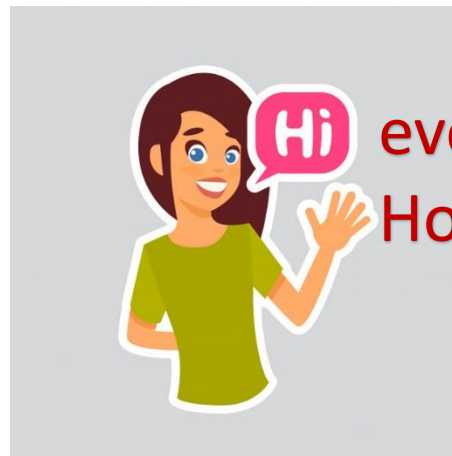


Today: Tuesday

Date:

24-8-1442 H

April 6th \ 2021



8 Reading



SG2 U16
Page 143

week

11

everyone,
How is everything going?

16 Have You Ever...?

8 Reading



Learning Objectives



**SG2 U16
Page 143**



Practice reading strategy: using context



Answer questions about a text



8 Reading

رابط الدرس الرقمي



www.iem.edu.sa

SG2 U16
Page 143

العامية



Before Reading

What do you know about camels? Have you ever ridden one?

Camels

are mammals with long legs. Some camels have one hump others have two humps

Camels have other ways to adapt to their environment.

"ships of the desert."

Humans have used camels as a means of transport for thousands of years

Camels are often the main source of meat, milk and even leather or wool products.



READING STRATEGY Using context

Use contextual clues for general meanings of words you do not know.

For example,

reins -

it is something you hold to control a camel, it must be something that resembles a rope.



reins



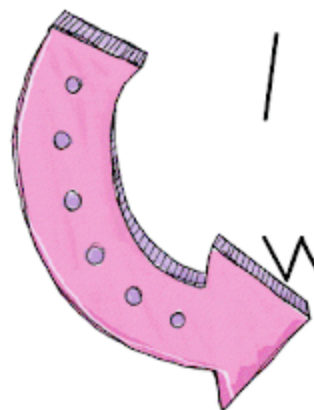
VISUALIZING

to create a picture in your
mind as you are reading



COMPREHENSION

I understand
what I read.







Activating Prior Knowledge



I can use what I already know to help me understand something new.
I can think about what is going to happen based on what I already know and what I have read.

K

What I know

Introduce the topic and brainstorm with the class. Note down responses.

W

What I want to know

Record any questions the class has about the topic and/or turn textbook subheadings into questions.

L

What I learned

After reading or listening record what students say they have learned.
Note any W questions that were answered.

READING STRATEGY Using prior knowledge**8 Reading**

What do I
already know
about this
topic?

Have I seen this
topic on
Television or in
a movie?

Have I read
about this
topic in a
book

Does the topic
remind me of
any
experiences I
have had?

What would
I like to
learn about
this topic?

الجامعيها





8 Reading



SG2 U16
Page 143



LOOK!

Find the **main ideas**



The main **idea**
for each **paragraph**



Unit:16

Saturday 5\8\1444H

Saturday February 25th, 2023

Reading

Have You Ever...?

SG2 Page 143



Anticipation guide

Reading



Before Reading		Statement	After Reading	
Agree	Disagree		Agree	Disagree
		Camels can withstand the hot, dry climate of the desert.		
		The rider of a camel should wear sunscreen, long sleeves, and a hat to protect himself from the hot sun		
		Horses are known as "ships of the desert."		
		Camels are nervous.		

<https://www.liveworksheets.com/ax3355502qp>

T. Noureyah Alghamdi



Unit:16

Saturday 5\8\1444H

Saturday February 25th, 2023

Reading

Have You Ever...?

SG2

Page 143

10/10



© Can Stock Photo



Anticipation guide

Reading



Before Reading		Statement	After Reading	
Agree	Disagree		Agree	Disagree
<input type="checkbox"/>	<input type="checkbox"/>	Camels can withstand the hot, dry climate of the desert.	<input type="checkbox"/>	<input type="checkbox"/>
<input type="checkbox"/>	<input type="checkbox"/>	The rider of a camel should wear sunscreen, long sleeves, and a hat to protect himself from the hot sun	<input type="checkbox"/>	<input type="checkbox"/>
<input type="checkbox"/>	<input type="checkbox"/>	Horses are known as "ships of the desert."	<input type="checkbox"/>	<input type="checkbox"/>
<input type="checkbox"/>	<input type="checkbox"/>	Camels are nervous.	<input type="checkbox"/>	<input type="checkbox"/>

<https://www.liveworksheets.com/ax3355502qp>

T. Noureyah Alghamdi



LIVWORKSHEETS

8 Reading



Before Reading

What do you know about camels? Have you ever ridden one?

Ships of the Desert

"It's the one of the most uncomfortable experiences I've ever had. But it was incredibly fun! I'll never forget it!" That's what many people say after they have ridden a camel for the first time. Camels, also known as "ships of the desert," have been a favorite means of transport for millennia due to their ability to withstand the hot, dry climate of the desert.

Riding a camel is not the same as riding a horse. First, the rider must sit and balance himself about two meters above the ground on the camel's hump. Second, a camel walks differently than a horse. It moves the two right legs together, and then the two left legs. This can make the rider swing from side to side.

Riding a camel for the first time? Here are some helpful tips:

1. Wear sunscreen, long sleeves, and a hat for protection from the hot sun.
2. Wear long pants and socks to protect your legs from getting itchy.
3. Always go riding with an experienced cameleer who knows the animal. Camels are emotional and will respond better if a familiar person is nearby.
4. Get on when the camel is in a sitting position. Put one foot on a small stool and then throw your other leg over the camel's hump in one motion.
5. When the camel stands up, hold on tight and grip your knees around the camel's sides. As the camel leans forward, lean back in the opposite direction to keep from falling.
6. Sit and hold the reins confidently. Camels are intelligent and can sense if you are nervous.
7. Relax in the saddle and bend your knees at a 90° angle. This will help you balance as the camel swings you from side to side.
8. After the ride, wait for the camel to sit down. Hold on. Lean back and then forward, just as you did when the camel stood up.



BRAINSTORMING

What are the men doing?

What part of the world are they in?

***riding a camel.**

***what do you think ships of the desert refers to? camels.**



Ships Of The Desert

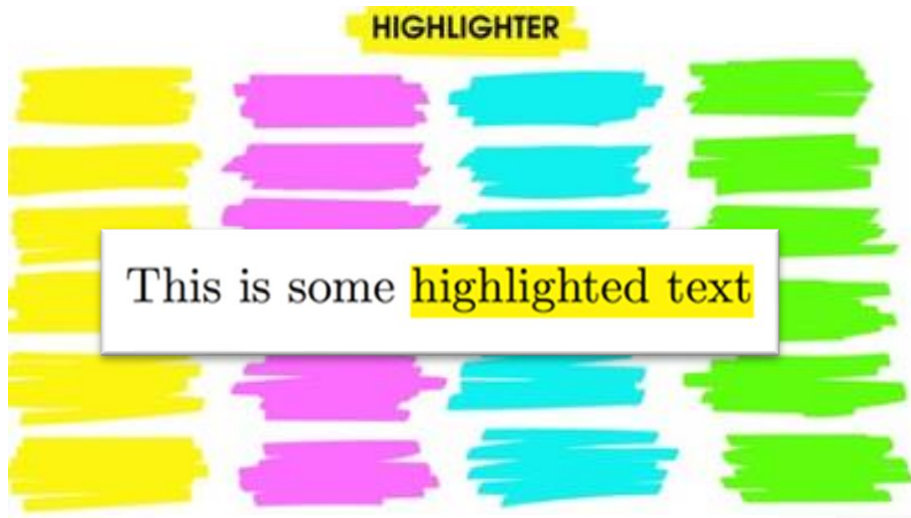
“It’s the one of the most uncomfortable experiences I’ve ever had. But it was incredibly fun! I’ll never forget it!” That’s what many people say after they have ridden a camel for the first time. Camels, also known as “ships of the desert,” have been a favorite means of transport for millennia due to their ability to withstand the hot, dry climate of the desert.

Riding a camel is not the same as riding a horse. First, the rider must sit and balance himself about two meters above the ground on the camel’s hump. Second, a camel walks differently than a horse. It moves the two right legs together, and then the two left legs. This can make the rider swing from side to side.

Riding a camel for the first time? Here are some helpful tips:

1. Wear sunscreen, long sleeves, and a hat for protection from the hot sun.
2. Wear long pants and socks to protect your legs from getting itchy.
3. Always go riding with an experienced cameleer who knows the animal. Camels are emotional and will respond better if a familiar person is nearby.
4. Get on when the camel is in a sitting position. Put one foot on a small stool and then throw your other leg over the camel's hump in one motion.
5. When the camel stands up, hold on tight and grip your knees around the camel's sides. As the camel leans forward, lean back in the opposite direction to keep from falling.
6. Sit and hold the reins confidently. Camels are intelligent and can sense if you are nervous.
7. Relax in the saddle and bend your knees at a 90° angle. This will help you balance as the camel swings you from side to side.
8. After the ride, wait for the camel to sit down. Hold on. Lean back and then forward, just as you did when the camel stood up.







1. the meaning of text evidence.

Text is written work.

Evidence is proof.

Text + Evidence is citing proof in the reading.



shutterstock.com · 339216881

2. Read through the text thoroughly.



It is helpful to read through the text independently and then together. That way struggling readers will be able to hear words that they may not have understood or read correctly.

Answer the question using prior knowledge and inferences.

After Reading

1. Why are camels called "ships of the desert"?
2. How is riding a camel different from riding a horse?
3. What are two characteristics of camels?
4. Which tip do you think is the most important and why?



1. Because they have been used as a means of transport in the desert due to their ability to withstand the hot, dry climate.
2. The rider must sit two meters above the ground on the camel's hump, and the movement of the camel swings the rider from side to side.
3. Camels are emotional and intelligent.
4. Relax in the saddle and bend your knees at a 90° angle because this will help you balance



Ships of the Desert

"It's the one of the most uncomfortable experiences I've ever had. But it was incredibly fun! I'll never forget it!" That's what many people say after they have ridden a camel for the first time. Camels, also known as "ships of the desert," have been a favorite means of transport for millennia due to their ability to withstand the hot, dry climate of the desert.

Riding a camel is not the same as riding a horse. First, the rider must sit and balance himself about two meters above the ground on the camel's hump. Second, a camel walks differently than a horse. It moves the two right legs together, and then the two left legs. This can make the rider swing from side to side.

Pronoun Reference

camel for the first time? Here are some helpful tips:

screen, long sleeves, and a hat for protection from the

long pants and socks to protect your legs from getting itchy. Always go riding with an experienced cameleer who knows the animal. Camels are emotional and will respond better if a familiar person is nearby.

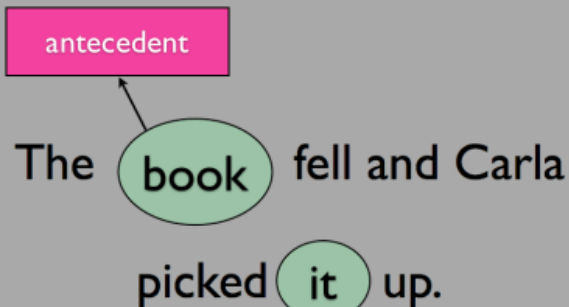
When the camel is in a sitting position. Put one foot on a small stool and then throw your other leg over the camel's hump in one motion.

When the camel stands up, hold on tight and grip your knees around the camel's sides. As the camel leans forward, lean back in the opposite direction to keep from falling.

and hold the reins confidently. Camels are intelligent and can sense when you are nervous.

Relax in the saddle and bend your knees at a 90° angle. This will help you balance as the camel swings you from side to side.

After the ride, wait for the camel to sit down. Hold on. Lean back and then forward, just as you did when the camel stood up.



16 Have You Ever...?

LIVEWORKSHEETS

Do the live Worksheet Exercise
then upload the photo of the completed activity.

live worksheet\

بعد حل ورقة العمل
يتم ارسال صورة لذلك
في قسم الإثراءات
على المنصة

Unit:16 Saturday 5\8\1444H
Saturday February 25th, 2023
Reading Have You Ever...? S62 Page 143
10/10
Preparation guide Reading
Before Reading ✓ ✓ ✓
Agree Disagree Statement Agree Disagree
Camels can withstand the hot, dry climate of the desert.
The rider of a camel should wear sunscreen, long sleeves,
and a hat to protect himself from the hot sun.
Horses are known as "ships of the desert."
Camels are nervous.
<https://www.liveworksheets.com/aw335502ap>
T. Noreyah Alghamdi



activity

يكتفى بصورة واحدة لتمرين واحد فقط 😊



HOMELWORK



Platform

SCHOOL PLATFORM



HOMELWORK



واجب المنصة
للتذكير



العامية

Workbook

Page 256 \ G

بعد حل الواجب
يتم ارسال صورة لذلك
في قسم الأنشطة
على المنصة



يكتفى بصورة واحدة لتمرين واحد فقط 😊

activity



homework



Homework



Assign page
256 for
practice
reading
Ex **G**

Workbook



16

Have You Ever...?



Fly Like a Bird

Today we can fly in a plane. We can fly in a spaceship. And we can fly attached to a large kite—a hang glider. The modern hang glider has a very long history. It starts in China during the time of Emperor Wenxuan of Northern Qi. Around the year 550, the emperor used prisoners to be his test pilots. Then in 875, Abbas Ibn Firnas, who was 65 years old at the time, flew a “considerable distance” near Córdoba, Spain. He crashed and hurt his back. A century and a half later, in 1010, a man in England named Eilmer of Malmesbury jumped from a tower attached to a kite. He flew 200 meters before he crashed and broke both legs. These early flights ended in disaster because the gliders were not designed properly. These pioneers based their gliders on a bird’s wing, but they didn’t understand how a bird’s wing works.



In the 1880s, a German named Otto Lilienthal built a glider, and it did actually work like a bird’s wing. He became known as the father of modern hang gliding. He made over 2,000 flights with his hang glider. Unfortunately in 1896, he fell 17 meters during a flight and broke his spine. He died the next day.

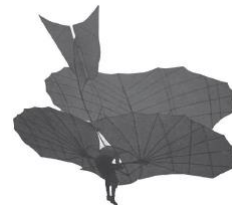
Yet Lilienthal inspired two brothers in the United States—the Wright brothers. Lilienthal’s work influenced their first experiments. And thanks to the Wright brothers and Otto Lilienthal, we can fly from one country to another in several hours or less.

Fly Like a Bird

Today we can fly in a plane. We can fly in a spaceship. And we can fly attached to a large kite—a hang glider. The modern hang glider has a very long history. It starts in China during the time of Emperor Wenxuan of Northern Qi. Around the year 550, the emperor used prisoners to be his test pilots. Then in 875, Abbas Ibn Firnas, who was 65 years old at the time, flew a “considerable distance” near Córdoba, Spain. He crashed and hurt his back. A century and a half later, in 1010, a man in England named Eilmer of Malmesbury jumped from a tower attached to a kite. He flew 200 meters before he crashed and broke both legs. These early flights ended in disaster because the gliders were not designed properly. These pioneers based their gliders on a bird’s wing, but they didn’t understand how a bird’s wing works.

In the 1880s, a German named Otto Lilienthal built a glider, and it did actually work like a bird’s wing. He became known as the father of modern hang gliding. He made over 2,000 flights with his hang glider. Unfortunately in 1896, he fell 17 meters during a flight and broke his spine. He died the next day.

Yet Lilienthal inspired two brothers in the United States—the Wright brothers. Lilienthal’s work influenced their first experiments. And thanks to the Wright brothers and Otto Lilienthal, we can fly from one country to another in several hours or less.



Write **T** for *True* or **F** for *False*.

1. **T** Hang gliding first started in China.
2. **F** An Englishman broke his arms when he crashed his hang glider.
3. **F** Many people understood how a bird’s wing works long before the 1880s.
4. **T** Otto Lilienthal is the father of modern hang gliding.
5. **F** The Wright brothers never heard about Lilienthal.

أتمنى الاهتمام بمتابعة الدروس
في قنوات **عين** الرسمية من
وزارة التعليم



T.Noureyah Alghamdi

The end





- Camels can run up to 65 km/h for short distances and can maintain a speed of 40 km/h over longer distances.
- Camel racing is a popular sport in many Arab countries and Australia. Interestingly, 90 percent of racing camels are female.



Teaching Tip

To help students improve their reading speed, from time to time have them silently read a text from an earlier unit. Give them a reasonable time limit and have them keep a record of whether they finished the text in the assigned time.



Additional Activity

Have students work in pairs to tell each other about an activity that they would like to try and why. Have volunteers tell the rest of the class about the activities their partners would like to try.



Project: Camel Riding

Organize students into groups to find out more about camel riding; for example, where they can do it in their country, what they need to wear, how much it costs, etc.

Irregular Verbs

Base Form	Simple Past	Past Participle
be	was / were	been
become	became	become
blow	blew	blown
buy	bought	bought
come	came	come
cut	cut	cut
do	did	done
drink	drank	drunk
drive	drove	driven
eat	ate	eaten
fall	fell	fallen
feed	fed	fed
fight	fought	fought
find	found	found
fly	flew	flown
get	got	gotten
give	gave	given
go	went	gone
hang	hung	hung
have	had	had
hear	heard	heard
hold	held	held
hurt	hurt	hurt
know	knew	known
leave	left	left
lend	lent	lent
lose	lost	lost
make	made	made
mean	meant	meant
meet	met	met
pay	paid	paid

put	put	put
read	read	read
ride	rode	ridden
run	ran	run
say	said	said
see	saw	seen
sell	sold	sold
send	sent	sent
sing	sang	sung
sit	sat	sat
sleep	slept	slept
speak	spoke	spoken
spend	spent	spent
steal	stole	stolen
swim	swam	swum
take	took	taken
teach	taught	taught
think	thought	thought
throw	threw	thrown
wake (up)	woke (up)	woken (up)
wear	wore	worn
win	won	won
write	wrote	written

Irregular Verbs

Base Form	Simple Past
be	was/were
become	became
buy	bought
come	came
cut	cut
do	did
draw	drew
drink	drank
drive	drove
eat	ate
fight	fought
find	found
get (up)	got (up)
give	gave
go	went
hang	hung
have	had
hear	heard
know	knew
leave	left
lend	lent
make	made

mean	meant
meet	met
read	read
ride	rode
run	ran
say	said
see	saw
sell	sold
send	sent
sing	sang
sit	sat
sleep	slept
speak	spoke
spend	spent
sweep	swept
swim	swam
take	took
teach	taught
think	thought
understand	understood
wake (up)	woke (up)
wear	wore
write	wrote