

SUPER

GOAL 1

SUPER

# GOAL 1

## CONTENTS

طبعة جديدة

Term 1	Unit	1	Good Morning!	2
	Unit	2	What Day Is Today?	10
	Unit	3	What's That?	18
	Unit	4	Around the World	26
	Unit	5	Families, Families	34
			EXPANSION Units 1-5	42



## الأول متوسط

وزارة التعليم

Ministry of Education

2022 - 1444

العامية

Term 1	Unit	1	Good Morning!	2
	Unit	2	What Day Is Today?	10
	Unit	3	What's That?	18
	Unit	4	Around the World	26
	Unit	5	Families, Families	34
			EXPANSION Units 1-5	42
Term 2	Unit	6	Is There a View?	48
	Unit	7	Where Do You Live?	56
	Unit	8	What Are You Doing?	64
	Unit	9	What Do You Do?	72
	Unit	10	What's School Like?	80
	Unit	11	What Time Do You Get Up?	88
		EXPANSION Units 6-11	96	
Term 3	Unit	12	What Can You Do There?	108
	Unit	13	What Are You Going to Wear There?	116
	Unit	14	Let's Celebrate	124
	Unit	15	Then and Now	132
	Unit	16	What Did You Do Last Week?	140
			EXPANSION Units 12-16	148

1

# Good Morning!



## VOCABULARY

### Nouns

best friend	first name	name
class	friend	principal
classmate	last name	student
family	man	teacher
father (dad)	mother (mom)	woman

### Parts of the day

afternoon  
evening  
morning  
night

### Titles

Miss  
Mr.  
Mrs.  
Ms.

### Adjectives

big  
married  
single

كلمات تكتب في

دفتر اللغة الإنجليزية

٤ كلمات من كل عمود فقط

## EXPRESSIONS

### Greetings

Good afternoon.  
Good evening.  
Good morning.  
Hello.  
Hi.  
Welcome to . . .

### Saying goodbye

Bye.  
Goodbye.  
Good night.  
See you later.  
Take care.

### Introductions

How do you spell (name)?  
I'm (name).  
My friends call me (name).  
My name's (name).  
Nice to meet you.  
Nice to meet you, too.  
This is (name).

### Ask/say how someone is

How are you?  
How's it going?  
I'm fine, thanks.  
I'm OK.  
Not bad.

### Express thanks

Thanks.  
Thank you.

### Express regret

I'm sorry.

# 1 Good Morning!

## Unit Goals

### **Vocabulary**

Greetings  
Times of day  
Titles

### **Functions**

Greet people  
Say goodbye  
Introduce yourself  
and others  
Talk about school  
supplies

### **Grammar**

Verb: *be*  
Possessive Adjectives:  
*my, your, his, her*

### **Listening**

Listen to conversations  
for specific information

### **Pronunciation**

Sentence intonation

### **Reading**

Introductions

### **Writing**

Write a conversation


### **Project**

Make and illustrate a  
list of greetings

# ENGLISH TIME for you







العامة

# No Contact Options



At school, I have rules to follow.  
The rules help us keep safe and  
happy. ❤️

## CLASS RULES

1. Listen when others are talking.
2. Follow directions.
3. Keep hands, feet, and objects to yourself.
4. Work quietly and do not disturb others.
5. Show respect for school and personal property.
6. Work and play in a safe manner.

السلامة

## Social Distancing Activity



Make Our School  
a Safe Place for  
Everyone!



PS1143 www.nationalschools.com © NMC

**Protect  
yourself  
& others**

WEAR A  
MASK



WASH YOUR  
HANDS



STAY 6 FT  
APART







## Covid 19

😊 Avoid gathering !

😊 We must wear a mask before going out.

😊 Social distancing is not a choice, it is a must!

😊 Keep a distance of 2 meters to avoid accountability

😊 wash hands constantly.



# 1 Good Morning!

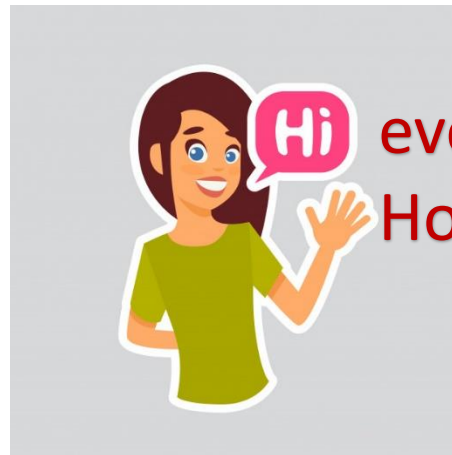


Today: Tuesday

Date:

3 -2-1444 H

August 29<sup>th</sup> \ 2022



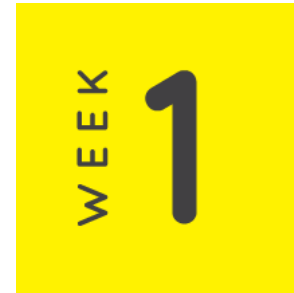
3 Grammar



5 Listening



SG1 U1  
Pages 4 & 5



<https://www.youtube.com/watch?v=bcCAZOO9OBk>

everyone,  
How is everything going?





اليوم الوطني  
السعودي ٩١

# دارنا هي عمارنا



ربنا  
اجعل آمنا  
هذا البلد



## Virtual Classroom Rules



**Be on time.**



**Act like you're at school.**



**Sit in I spot during class.**



**Keep yourself muted.**



**Turn off your video.**



**Raise your hand to talk.**



**Listen.**



**No eating during class.**



**HAVE FUN AND DO YOUR BEST!**






ارجو الالتزام بعدم كتابة أي تعليقات غير لائقة بالأدب العام.  
علماً بأنه أي محادثة نصية او كتابية مسجلة تحت اسمك ورقم  
هويتك



وعليه سيتم معاقبة من لم تلتزم بالذوق العام والسلوك الحسن  
خلال تواجدك في المنصة او الفصول الافتراضية.










وذلك برفع شكوى وبلاغ رسمي ضدك بما تم كتابته او قوله  
والتواصل مع ولي الأمر والمسؤولين لاتخاذ الاجراء اللازم مع  
المخالفة.



ونتمنى وضع صورته في ملفك التعريفي لائقة بالمنصة  
التعليمية



# Learning Styles

<p><u>Visual</u></p>  <p>* You prefer using pictures, images, and spatial understanding.</p>	<p><u>Musical/Auditory</u></p>  <p>* You prefer using sound and music.</p>	<p><u>Verbal</u></p>  <p>* You prefer using words, both in speech and writing.</p>	<p><u>Physical/Kinesthetic</u></p>  <p>* You prefer using your body, hands and sense of touch.</p>
<p><u>Logical/Mathematical</u></p>  <p>* You prefer using logic, reasoning and systems.</p>	<p><u>Social</u></p>  <p>* You prefer to learn in groups or with other people.</p>	<p><u>Solitary</u></p>  <p>* You prefer to work alone and use self-study.</p>	<p><b>What is your learning style?</b></p>

# 1 Good Morning!

3 Grammar



5 Listening



SG1 U1  
Pages 4 & 5

*Learning Objectives* ♥ the students will be able to



use verb Be with different subjects



use singular possessive adjectives : my, your , his , her



extract information through listening

# WHITEBOARD.fi

a **Kahoot!** company


Latest release: September 13th 2021

+ NEW CLASS

 JOIN CLASS

 REGISTER

 LOGIN





# Grammar RULES!





Verb: *be*

is  
am  
are

The subject pronouns  
I'm (name).  
He's/  
She's (name).

## Pronouns







## Verb To Be

I	am
He She It	is
We You They	are



Read the sentences in the grammar chart.

## Verb: *be*

### Singular

I'm	John.	(I + <b>am</b> )
You're	Sue.	(you + <b>are</b> )
He's	Bill.	(he + <b>is</b> )
She's	Mary.	(she + <b>is</b> )

### Plural

We're		(we + <b>are</b> )
You're	friends.	(you + <b>are</b> )
They're		(they + <b>are</b> )

**FYI**

The short forms with apostrophes (') are contractions.

## Possessive Adjectives: *my, your, his, her*


### Singular

**My** name is Fatima.  
Is **your** name Mona?

**His** name is John.  
**His** name is George.



# 3 Grammar



contractions are normally used in conversation (short form).

the full form

the short form

## Verb: *be*

### Singular

I'm	John.	(I + <b>am</b> )
You're	Sue.	(you + <b>are</b> )
He's	Bill.	(he + <b>is</b> )
She's	Mary.	(she + <b>is</b> )

### Plural

We're		(we + <b>are</b> )
You're	friends.	(you + <b>are</b> )
They're		(they + <b>are</b> )

**FYI**

The short forms with apostrophes (') are contractions.

# 3 Grammar



SG1 U1  
Page 4

**contractions** are normally used in conversation (**short form**).

She is - **she's**

I am - **I'm**

He is - **he's**

We are - **we're**

it is - **it's**

They are - **they're**

Are not - **aren't**

# 3 Grammar



SG1 U1  
Page 4

## Verb: *be*

### Singular

I'm	John.	(I + <b>am</b> )
You're	Sue.	(you + <b>are</b> )
He's	Bill.	(he + <b>is</b> )
She's	Mary.	(she + <b>is</b> )

### Plural

We're		(we + <b>are</b> )
You're	friends.	(you + <b>are</b> )
They're		(they + <b>are</b> )

**FYI**

The short forms with apostrophes (') are contractions.





# Possessive Adjectives

Subject Pronouns		Possessive Adjectives	
<b>I</b>	<b>I</b> play basketball.	<b>My</b>	This is <b>my</b> sister.
<b>You</b>	<b>You</b> are a student.	<b>Your</b>	Wash <b>your</b> hands.
<b>He</b>	<b>He</b> is very nice.	<b>His</b>	This is <b>his</b> car.
<b>She</b>	<b>She</b> is an engineer.	<b>Her</b>	The pencil is <b>her</b> pencil.
<b>It</b>	<b>It</b> is a cat.	<b>Its</b>	<b>Its</b> teeth are very sharp.
<b>We</b>	<b>We</b> love Spanish.	<b>Our</b>	We began <b>our</b> work at noon.
<b>You</b>	<b>You</b> are smart students.	<b>Your</b>	Is that <b>your</b> wallet?
<b>They</b>	<b>They</b> are the smartest kids here.	<b>Their</b>	<b>Their</b> house near the city.





# Don't get confused between them

SG1 U1  
Page 4



## Subject pronoun

I  
you  
he  
She  
it  
We  
You  
They

+ verb



## Possessive Adjective

my  
your  
his  
her  
its  
our  
your  
their

+ noun



Elaborated by Janeth López

# 3 Grammar



Farah

Her name's Farah.

Your name's \_\_\_\_.

Write the possessive adjective  
that goes with each

I \_\_\_\_\_ → **my**  
you \_\_\_\_\_ → **your**  
He \_\_\_\_\_ → **his**  
she \_\_\_\_\_ → **her**

## Possessive Adjectives: *my, your, his, her*

### Singular

**My** name is Fatima.  
Is **your** name Mona?



**His** name is John.  
**His** name is George.



# 3 Grammar



SG1 U1  
Page 4

## Answers

A. Complete the sentences. Use the correct form of the verb **be**.

1. Mr. Albadri is the principal.
2. I 'm a student.
3. Matt and Ben are classmates.
4. Is Rana Atwan a teacher?
5. You 're my best friend.
6. Mr. and Mrs. Johnson are married.



# 3 Grammar



SG1 U1  
Page 4

Work individually to complete the exercise and compare answers with a partner



**B.** Complete the sentences with possessive adjectives.

1. He's a teacher. His name is Mr. Farhat.
2. I'm a student. My name is Aisha.



3. He's the director. His name is Mr. Hariri.
4. This is Henry. His last name is Parker.



# 3 Grammar



SG1 U1  
Page 4

C. Complete the conversations. Then practice with a partner.

Work in pairs to complete the conversations.



## Answers

1. A: What's his name?

B: His name 's Luke.

2. A: Mom, this is Refaa, and this is Asma.  
They 're my friends.

B: Nice to meet you.

1. A: his

B: 's / is

2. A: 're / are

B: you

3. A: her

B: 's / is

4. A: My

B: I'm / I am

3. A: What's her name?

B: Her name is Debbie. She 's my neighbor.

4. A: Welcome to English class. My name is Mrs. Nadia.

B: Hello, Mrs. Nadia. I'm Yasmine.

# 3 Grammar



SG1 U1  
Page 4

D. Complete the conversations. Use the phrases in the box.

1. Which pictures show greetings?

(4, 5, and 6)

2. Which one shows people saying goodbye?

3

3. Which show introductions?

1, 2, and 4



رابط الدرس الرقمي



www.iem.edu.sa

# 3 Grammar



SG1 U1  
Page 4

رابط الدرس الرقمي



www.iem.edu.sa

D. Complete the conversations. Use the phrases in the box.

How are you  
See you later

Good morning  
My name is

Nice to meet you  
Good evening

My name is

\_\_\_\_\_ Robert, but my  
friends call me Bob.

1



I'm John.

Nice to meet you

\_\_\_\_\_. I'm Badr.

2



Hi. I'm Jim.

See you later.

Bye. Take care.

3



How are you  
\_\_\_\_\_, Rick?

Fine, thanks.

4



My name is Mike.

Good evening, Mike.

Good evening

5



Good morning

\_\_\_\_\_, Hameed.

6



Hi, Ali.

# 5 Listening



CD1, T5



SG1 U1  
Page 5

Listen. Mark the correct response.

look at the expressions in numbers 1–6.

Choose the correct response to what they hear in the audio

1. How's it going?
2. My name is Steve.
3. How are you?
4. Good morning, class.
5. See you tomorrow.
6. Good night.

1. a. ☒ Not bad.

b. ☐ Thank you.

2. a. ☒ My name is Brad.

b. ☐ Goodbye.

3. a. ☐ Nice to meet you.

b. ☒ I'm OK.

4. a. ☒ Good morning,  
Miss Jones.

b. ☐ Hi. How are you?

5. a. ☒ Goodbye.

b. ☐ Fine, thanks.

6. a. ☐ Nice to meet you.

b. ☒ Take care.

## 5 Listening

**SG1 U1**  
**Page 5**

### **Audioscript**

 **CD1, T5**



1. How's it going?
2. My name is Steve.
3. How are you?
4. Good morning, class.
5. See you tomorrow.
6. Good night.





**PRACTICE  
MAKES  
PERFECT**

A stack of several colorful sticky notes (yellow, orange, and teal) is piled on a light brown, textured surface. The topmost sticky note is bright green and features the phrase "PRACTICE MAKES PERFECT" written in bold, black, hand-drawn capital letters.



<https://www.liveworksheets.com/tz17515ip>

Click Here

# Am, is, are



They \_\_\_\_\_ twins.



It \_\_\_\_\_ very hot!



They \_\_\_\_\_ in love.



I \_\_\_\_\_ happy.



It \_\_\_\_\_ windy.



My brother \_\_\_\_\_ ill.



You \_\_\_\_\_ very tall.



We \_\_\_\_\_ friends.



Today \_\_\_\_\_ my birthday!



My car \_\_\_\_\_ new.



The pizza \_\_\_\_\_ delicious!



They \_\_\_\_\_ tired.



The computer \_\_\_\_\_ broken.



I \_\_\_\_\_ angry!



She \_\_\_\_\_ sad.



You \_\_\_\_\_ good singers!



Excellent!



# Am, is, are



They are twins.



It is very hot!



They are in love.



I am happy.



It is windy.



My brother is ill.



You are very tall.



We are friends.



Today is my birthday!



My car is new.



The pizza is delicious!



They are tired.



The computer is broken.



I am angry!

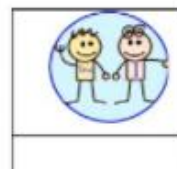

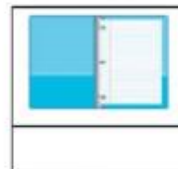


<https://www.liveworksheets.com/du1736ue>



1. Drag the appropriate personal pronoun.

I you she it we they  
you he it they we she



2. Choose the right pronoun.

Peter and I

Tom

Emma

That bird

My sisters








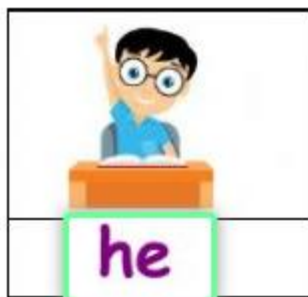
His friends

Cats and dogs

My house

3. Choose the correct answer.

Peter and I are friends.  are very happy







## 2. Choose the right pronoun.

Peter and I

we



Tom

he



Emma

she



That bird

it



My sisters

they



His friends

they



Cats and dogs

they



My house

it





3. Choose the correct answer.

Peter and I are friends. we are very happy together.

My grandmother is at home. she is 58.

This is my brother Tim. he is very fast.

My teacher's pencil is red. it is big.

These dogs are happy. they are in the house.

4. Choose the correct answer.

Al's sisters are young.

The cat is on the sofa.

His books are under the chair.

Our dog is good.

You are my friend.



5. Choose the right word to finish sentences.

My books	are in my bag.	
My mother	is 35.	
My friends	are at my birthday party.	
You	are my best friend.	
I	am seven years old.	
Al and I	are at the football match.	



<https://www.liveworksheets.com/xh1489297hb>

CLICK



## POSSESSIVES PRACTICE

1) Read and match:

I

you

we

they

he

she

it

her

their

its

my

our

his

your



2) Choose the right possessive form:



My sister has got a dog.

dog is brown.



I have got a book.

book is green.



Peter has got a cat.

cat is small.



They have got a bedroom.

bedroom is pink.



You have got a brother.

brother is nice.



It is a crocodile.

colour is green.



We have got a garden.

garden is big.



The Simpsons have got a TV.

TV is old.



# 10/10 POSSESSIVES PRACTICE



1) Read and match:

I	her
you	their
we	its
they	my
he	our
she	his
it	your


Blue lines connect the words in the first column to the words in the second column: I to her, you to your, we to our, they to their, he to his, she to her, and it to its.



2) Choose the right possessive form:



My sister has got a dog.  
 dog is brown.




I have got a book.  
 book is green.




Peter has got a cat.  
 cat is small.




They have got a bedroom.  
 bedroom is pink.



You have got a brother.  
 brother is nice.



It is a crocodile.  
 colour is green.



We have got a garden.  
 garden is big.



The Simpsons have got a TV.  
 TV is old.

العلامة (\*) تعني أن الحقول مطلوبة

المقرر \*

Super Goal - الصف الأول المتوسط - الفصل الدراسي الأول -

Good Morning

Grammar

SG1 U1 Grammar T1 1444

أنشطة

اسم النشاط \*

تصنيف النشاط \*

مصدر النشاط \*

الوصف

رقم الصفحة

رقم السؤال في الكتاب

طريقة تسليم النشاط \*

نطاق النشاط \*

☐ كتاب الطالب ☒ نشاط خارجي أو من ملف ☒ كتاب النشاط

Complete Work Book Pages 188 & 189 Exercise B\D and upload the photo of the .completed activity



188

189

☒ ملف ☐ كتابة

☒ خاص بي فقط ☐ متاح لجميع معلمي المدرسة



1 Good Morning!

Workbook

بعد حل الواجب  
يتم ارسال صورة لذلك  
في قسم الأنشطة  
على المنصة

Page 188 or 189 \ B-C-D-E



activity

يكتفى بصورة واحدة لتمرين واحد فقط 😊

1 Good Morning!



# HOMEWORK



## Platform

SCHOOL PLATFORM



# HOMEWORK



(ب)

her - 1

my - 2

your - 3

واجب بنك  
أسئلة المنصة

?What's ----- father's job

3 اختر رقم الاجابة الصحيحة من القائمة ب

اختر ✓

.Thats ----- dress , not yours

2 اختر رقم الاجابة الصحيحة من القائمة ب

اختر ✓

Hi. This is Fatima and this is -----

.brother

1



# Homework



Assign pages  
**188-189** for  
practice with  
the **grammar**  
of  
the unit.

**B-C-D-E**

Workbook

واجب منزلي  
على المنصة  
في قسم الواجب  
يحمل ويرفع بشكل صور




**B**

Complete the sentences. Use the correct form of the verb **be**.



Mrs. Rivera is Anita's mom.

1. Omar is a student.
2. You are a teacher.
3. This is Jennifer. But her friends call her Jenny.
4. Mr. Bond 's a good teacher.
5. Asma and Mona are best friends.
6. We 're students.
7. He is Ahmed.
8. A: How are you?  
B: I 'm fine, thanks.



1. This is my first day here. I'm your new classmate.
2. This is my friend. she's a student.
3. This is Mr. Lee. He's the principal.
4. My name is Paul. I'm a student.
5. This is Mr. White and Mr. Cole. They're teachers.
6. Our names are Adel and Fahd. We're best friends.
7. You are my friend. You're my best friend!
8. Saeed and Alex are friends. They're classmates, too.







He's a student. His name is Sam.

1. This is my sister. Her name is Amira.
2. This is the teacher. His name is Mr. Ahmed.
3. I'm a student. My name is Alan.
4. Daniel is a student. His friends call him Dan.
5. Hi. My name's Yuko. What's your name?
6. This is my mother. Her name is Kate.
7. Good morning, class! I'm your English teacher.  
My name is Ms. Fatimah.
8. A: What's Your name?  
B: My name's Yasmin.





**E** Complete the sentences. Use a form of the verb **be** or **my, your, his, her**.

Hello! My name (1) **is** Manuel. But (2) **my** friends call me Manolo.

I (3) **'m** a student. This is (4) **my** friend Andrew. (5) **His** friends call

him Andy. He (6) **is** a student, too. Timmy (7) **'s** my classmate.

(8) **His** friends call him Tiny. Tiny means "small." What's (9) **your** name?

1. is / 's

4. my

6. is / 's

8. His

2. my

5. His

7. is / 's

9. your

3. am / 'm

أتمنى الاهتمام بمتابعة الدروس  
في قنوات **عين** الرسمية من  
وزارة التعليم



عين بوابة التعليم الوطنية  
iEN National Education Portal







The end

عين بوابة التعليم الوطنية  
iEN National Education Portal



أتمنى الاهتمام بمتابعة الدروس في  
قنات عين الرسمية من وزارة التعليم

نوع السؤال: إختيار من متعدد

Complete the sentence. Use the correct form of the verb *be*. - Mr. Bond  
..... a good teacher

is ☐

am ☐

are ☐