



Mega Goal 2 (MG22)

Unit 7 There's No Place
Like Home

Lesson 3 Grammar

Name _____

Class: 2/____

Date: ____/____/202__



Adjective Order

Conceptual Understanding

Idea 1: Order Sort Activity

Create a hands-on activity where students are given a set of adjective cards representing different categories such as opinion, size, shape, age, color, nationality, and material. Ask students to work in groups or individually to arrange the adjective cards in the correct order before a noun. This activity will help students visualize and understand the specific order in which adjectives should be placed.

Idea 2: Adjective Category Chart

Provide students with a chart that categorizes adjectives based on their order. The chart should display the categories of opinion, size, shape, age, color, nationality, and material. Work with students to brainstorm and list adjectives in each category. Use different examples to illustrate how the order of adjectives should be applied. This visual representation will help students see the pattern and reinforce their understanding of adjective placement.

Idea 3: Sentence Creation Task

Give students a list of nouns and a variety of adjectives representing different categories. Ask students to create sentences using the given nouns and adjectives, making sure to follow the correct order of adjectives. Encourage them to be creative in constructing sentences that are both grammatically correct and descriptive. This task will provide practical application and allow students to practice and reinforce the concept of adjective order.

Idea 4: The Adjective Tower


Title: Building a Strong Foundation

Idea: In this activity, students will build a visual representation of the correct order of adjectives using blocks or cards. Each block or card represents an adjective and students will arrange them in the correct order to form a tower. They can start with simple sentences and gradually increase the complexity by adding more adjectives. This hands-on approach allows students to physically manipulate the adjectives and visualize how the order affects the meaning and structure of a sentence. Through this activity, students will develop a deep conceptual understanding of adjective order.

Idea 5: Describing with Adjective Webs

Title: Making Connections

Idea: Create a classroom activity where students form small groups and are given a common noun or object. Each group will work together to create a web of adjectives related to the given noun. They will write the noun in the center of a poster or whiteboard and then brainstorm and connect various adjectives that describe the noun. This activity encourages students to think critically about the relationship between different adjectives and how they modify the noun. By visually representing their ideas, students will develop a conceptual understanding of the appropriate order and placement of adjectives in a sentence.





Idea 6: Adjective Detective



Title: Uncovering the Order




Idea: Transform your classroom into an adjective detective agency. Give students detective hats and magnifying glasses to set the scene. Provide them with sentences that contain adjectives in various orders, and challenge them to find the correct order. Students can work individually or in small groups to analyze each sentence and rearrange the adjectives to create grammatically correct and meaningful sentences. By playing the role of detectives, students will actively engage with the concept of adjective order and deepen their understanding as they solve the "adjective mysteries". This interactive activity will encourage critical thinking and reinforce the conceptual understanding of adjective order.



Done by Talal Alhazmi



Done by Talal Alhazmi ©2024



Done by Talal Alhazmi

1/1/2024

MG22 T2 1445


My Telegram Channel

<https://t.me/TalalWorld>



لا تنسونا من دعواتكم

Talal Alhazmi



Done by Talal Alhazmi ©2024

