

Term 3

STUDENT'S BOOK
2

WE CAN!

Yoko Matsuka and Glenn McDougall



وزارة التعليم
Ministry of Education
2022 - 1444

Mc
Graw
Hill

We Can! Student's Book 2

We Can! Copyright © 2009 by McGraw-Hill Education

Adaptation Copyright © 2023 by McGraw-Hill Education (UK) Limited

Published by arrangement with McGraw Hill LLC

ALL RIGHTS RESERVED. NO PART OF THIS BOOK MAY BE REPRODUCED OR TRANSMITTED IN ANY FORM OR BY ANY MEANS, ELECTRONIC OR MECHANICAL, INCLUDING PHOTOCOPYING, RECORDING OR BY INFORMATION STORAGE AND RETRIEVAL SYSTEMS, WITHOUT PERMISSION IN WRITING FROM MCGRAW HILL.

ISBN: 9781398928145

Series consultant: Mayumi Tabuchi

Project manager: Judy MacDonald, **Development editor:** Steve Longworth, **Editor:** Anne Tseng,

Production manager: Alfonso Reyes, **Designer:** Kate Vandestadt, **Design supervision:** Peter Shaw



www.mheducation.com

© 2023. Exclusive rights by McGraw-Hill Education (UK) Limited for manufacture and export. This book cannot be re-exported from the country to which it is sold by McGraw-Hill Education (UK) Limited.

Photo Credits

SB: iii (t)©Tatweer Co. for Educational Services, **1** (4)©Istvan Csak/Shutterstock; **4** (l-r)© McGraw-Hill Education, (2)©pmozz/Shutterstock, (3)©George Doyle/SuperStock, (4)©Irina Nartova/Shutterstock; **6** (l-r)©James Gathany/CDC, (2)©Punit Gupta, (3)©Elenamiv/Shutterstock, (4)©fam Dubai/Shutterstock; **12** (l-r)©Gordana Sermek/Shutterstock, (2)©Zurijeta/Shutterstock, (3)©zi3000/Shutterstock, (4)©MWermuth/Shutterstock; **14** (l-r, t-b)©Lana Stem/Shutterstock, (2)©Lana Stem/Shutterstock, (3)©Fernandodiass/Shutterstock, (5)©Istvan Csak/Shutterstock, (6)©Photoongraphy/Shutterstock, (7)©Aakash Bagchi/Shutterstock, (8)©Nor Gal/Shutterstock, (9)©demidoff/Shutterstock; **15** Es sarawuth/Shutterstock; **16** (l-r, t-b)©Yuri Arcurs/DesignPics, (2)©Ruslan Kudrin/Shutterstock, (3)©Radius Images/Image Source, (4)©CosminIftode/Shutterstock, (5)©Bohbeh/Shutterstock, (6)©Image Source; **24** (cl)©b71/Shutterstock, (cl)©Ammar Rasheed/Shutterstock, (cr)©Tarikdiz/Shutterstock, (bl)©tiny windmill/Shutterstock, (br)©tiny windmill/Shutterstock, (cl)©Vladislav Ashikhmin/Alamy Stock Vector; **27** (c)©mkos83/123RF, (inset)©Zurijeta/Shutterstock; **31** (6)©Lana Stem/Shutterstock.

WB: 40 (1)©David Papazian/Shutterstock, (2)©Photographee.eu/Shutterstock, (3)©Peshkova/Shutterstock, (4)©Photographee.eu/Shutterstock, (5)©Interior Design/Shutterstock, (6)©Africa Studio/Shutterstock, (7)©JOAT/Shutterstock; **43** (1)©Photobac/Shutterstock, (2)©Miroslav Pesek/Shutterstock, (3)©Photographee.eu/Shutterstock, (4)©Avaniks/Shutterstock, (5)©Photographee.eu/Shutterstock, (6)©Juris Kraulis/Shutterstock; **50** (1)©chalrumpon onnongwa/Shutterstock, (2)©Picsfive/Shutterstock, (3)©McGraw-Hill Education, (4)©Mark Steinmetz, (5)©ChameleonsEye/Shutterstock; **51** (tr)©Koya979/Shutterstock, (cl)©Lana Stem/Shutterstock, (bl)©Koya979/Shutterstock, (bl)©Fernandodiass/Shutterstock; **61** (cl)©Tarikdiz/Shutterstock, (cr)©b71/Shutterstock, (cr)©Ammar Rasheed/Shutterstock, (5)©tiny windmill/Shutterstock, (6)©tiny windmill/Shutterstock, (cr)©Vladislav Ashikhmin/Alamy Stock Vector.



وزارة التعليم

Ministry of Education

2022 - 1444



Contents



Student's Book

Unit 1 My House 2

Unit 2 My Things 10

Unit 3 My Day, Animals, Places 18

Phonics Practice 26


Picture Dictionary 31

Audio Track Lists 33

Word List 34

Objectives 35

Workbook 37



Syllabus

Unit and Topic	Talk Time	Rhythms and Listening
1 My House	Hello. Welcome to our house. Would you like to come in? Yes, please. I'll show you around. Thanks. This is the (living room).	Chant: <i>Where's the Boy?</i> Where's (Ali, mother, the boy)? In the (bathroom, kitchen, dining room, yard, bedroom).
2 My Things	Can I have some candy? Sure. Here you go. Great! Thanks. How many are there? Let's count them. Numbers 1–100. That's a lot.	Chant: <i>Things on My Desk</i> pens, pencils, paper, glue, scissors, erasers, candy
3 My Day, Animals, Places	Tell me about your day! I get up at 6 o'clock. What time do you eat lunch? At 2.00 o'clock. Then I do my homework. Do you watch TV in the evening? Yes, I do. What do you do on Saturday? I play with my friends. Sunday, Monday, Wednesday, Thursday, Friday, Saturday.	Chant: <i>Which animal is it?</i> Its (jaws are huge). Their (skin is green). Can (ostriches) run? Yes, they can. Can they fly? No, they can't. (Ostriches) can (run) but (they) can't (fly!) sunny, cloudy, rainy, snowy




Words in Action	Phonics	Phonics Practice
The mouse is (on, in, under, next to, behind) the (chair, cupboard, bed, fridge, table).	Consonant clusters/blends pr, fr, prize, present, fries, frog Diphthongs ou mountain, cloud, mouse, house Short vowels o, u dot, not, hot, ox, fox, box, nut, but, cut, sun, fun, run	Words with br, pr Words with wh, w, h, and ph Words with sm, sn and st, sl
What's this? / What are these? It's a / They're (computer game/s, comic book/s, music player/s, cell phone/s, wallet/s, watch/es).	Consonant clusters/blends sm, sn, sp, sw smile, small, snail, snack, spider, spring, sport, sweater, swing, swan Vowels - a, e, i, o, u fat, cat, sat, mat, hen, pen, in, on, fox, box, bug, rug.	Words with bl, br, fl, fr, cl, cr, dr Long vowel sounds
Does he work in an office? Yes, he does./ No, he doesn't. Is he (an/ architect, astronaut, a/ businessman, computer technician, cook, doctor, farmer, firefighter, pilot, teacher)? Yes, he is./ No, he isn't. He/she has (short brown hair, long hair, brown eyes, short blond hair.) He/She is tall/ short.	Long Vowels ee, ea/ ea sleep, read, head, sheep, meat, bread Irregular plurals man/ men, woman/ women, child/ children, foot/ feet, mouse/ mice next to, opposite, between, near, on	



Unit 1 My House

Talk Time

1 Listen and point.




2 Practice the talks in pairs.

3 Act out the talks in pairs.



Remember the Big Four

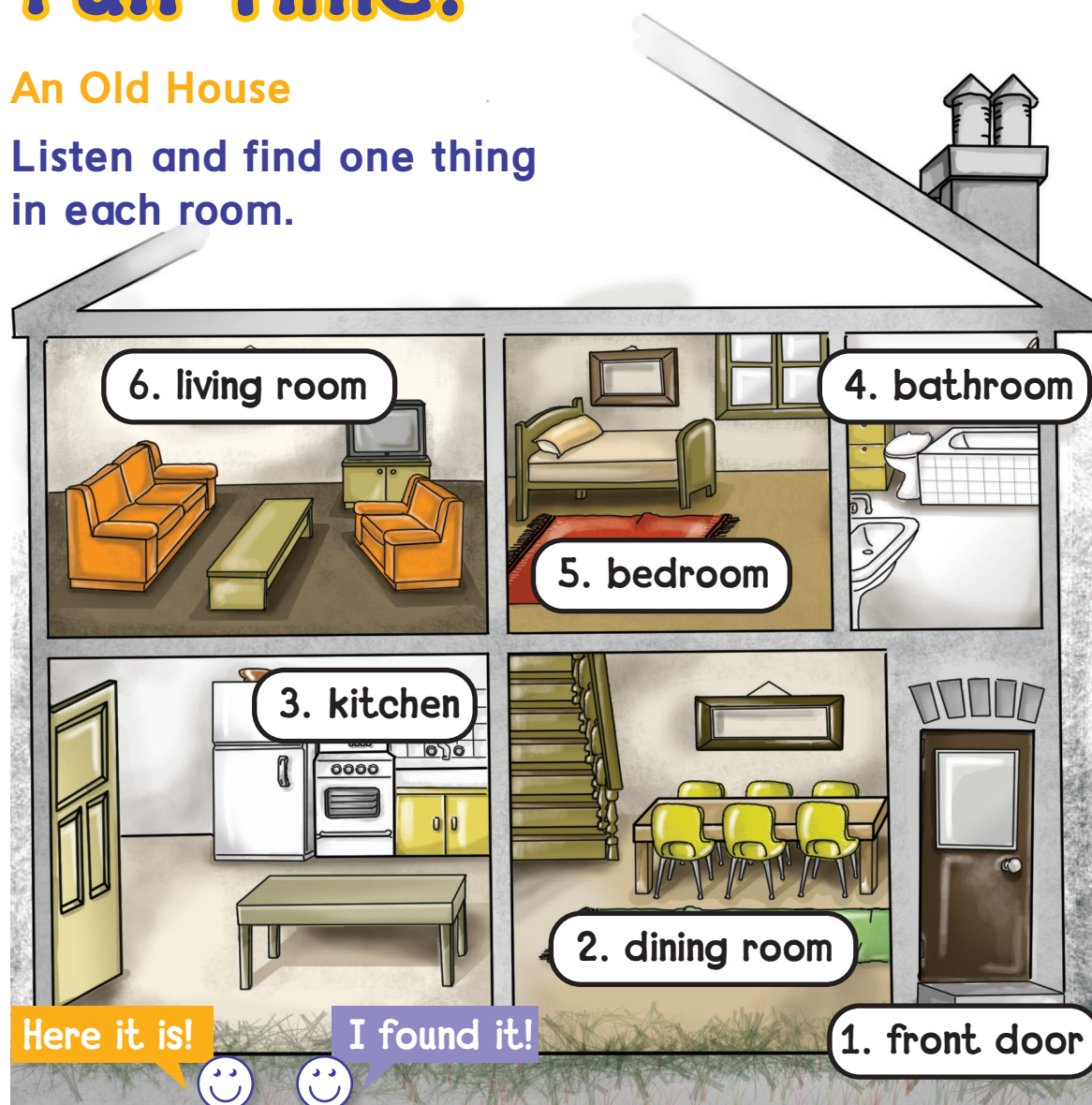


Fun Time!

4 An Old House



Listen and find one thing in each room.



I Can ...

- act out the talks about showing around the house with a partner.
- show someone around my house.



Rhythms and Listening


1 Chant and point.

Where's the Boy?



Where's ...?

In the ...



Sounds and Letters

2 Listen, say, and match. Then write the missing letters.



prize



fries



present



frog

My friend is eating ____ies.

Fun Time!

3 Where? Relay



Don't forget to repeat "Where?"

Grammar Toolbox

He is = He's

She is = She's

Where is = Where's



I Can ...

- chant the *Where's the Boy?* chant.
- ask "Where's ... ?" when I want to know where someone is.




Words in Action

1 Listen, point, and say.



The **mouse** is **on** the **chair**.




The **mouse** is **in** the **cupboard**.



The **mouse** is **under** the **bed**.



The **mouse** is **next to** the **fridge**.




The **mouse** is **behind** the **table**.

Sounds and Letters

2 Listen, say, and match. Then write the missing letters.



cloud



mouse



house





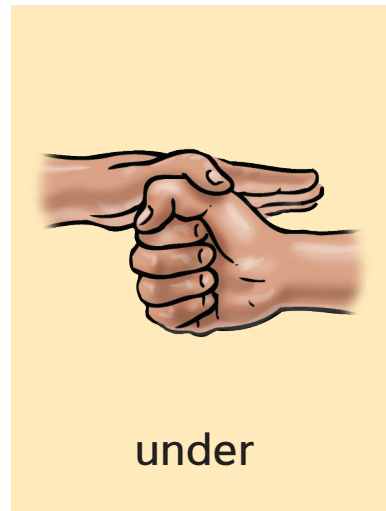
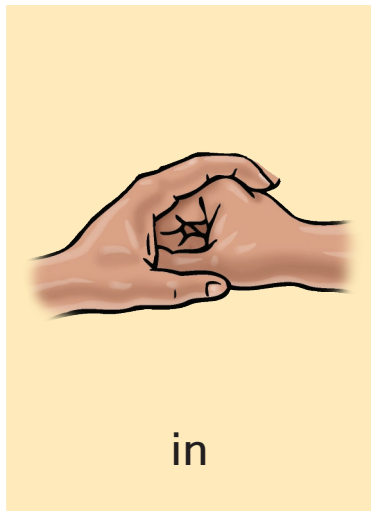
mountain

The **m**__se is in the h__se.

Fun Time!

3 Two Hands Game

Listen and move your hands.



I Can ...

- say the names of three pieces of furniture.
- play the Two Hands Game.



GOAL 61



GOAL 62

Phonics

1 Read and color o and u.



The Ox Story

An ox sat on a box. He had
fun in the sun. He was hot.
He sat under a tree.
Then he was not hot.



2 Listen and spell.



- How do you spell ox?
- How do you spell box?
- How do you spell fun?
- How do you spell sun?
- How do you spell hot?
- How do you spell not?

o-x

b-o-x

f-u-n

s-u-n

h-o-t

n-o-t

Fun Time!

3 Speed-reading



Make pairs. Read together and clap.

dot
not
hot



ox
fox
box



nut
but
cut



sun
fun
run



I Can ...

- say the spelling of two three-letter words.
- read the three-letter word speed-reading list by myself.



Advice Time


You can buy a house but not a home.



Unit 2 My Things

Talk Time

1 Listen and point.



2 Practice the talks in pairs.

3 Act out the talks in pairs.



Fun Time!

4 Word Hunt



When you get a row of letters, shout "Row!"



I Can ...

- act out the talks about candy with a partner.
- count from one to thirty.



Advice Time

Don't put all your eggs in one basket.



Rhythms and Listening

1 Chant and point.



Things on My Desk

Pens and pencils,

Pens and pencils.

Paper and glue,

Paper and glue.

Scissors and erasers,

Scissors and erasers.


Candy for you,

Candy for you.




Sounds and Letters

2 Listen, say, and match. Then write the missing letters.



smile



snail



small




snack

... are all and quiet.



Fun Time!

3 Borrowing Things Relay Ask to borrow things.



I Can ...

- chant the *Things on My Desk* chant.
- ask to borrow some things in class.



GOAL 67



GOAL 68

Words in Action

1 Listen, point, and say.



What's this?
It's ...

What are these?
They're ...

1. a comic book



2. comic books



3. an MP3 player



4. MP3 players



5. a wallet



6. wallets



7. a watch



8. watches



2 Practice the sentences. Play the Copycat Game.

What's this? It's a wallet.

What's this? It's a wallet.

What are these?
They're wallets.

What are these?
They're wallets.



Fun Time!

Grammar Toolbox

this → it
these → they

3 Pointing Race

Point faster than your partner.



Singular



Plural



I was first!



I Can ...

- follow the teacher and play the Copycat Game.

ask "What's this?" or "What are these?"



Phonics

1 Listen, say, and number 1 or 2. Then write the missing letters.



1 /sp/



spider

2 /sw/



sweater



ring



ort



ing



an

2 Read and color all the vowels, a, e, i, o, and u.



A Funny Day

A fat cat sat on a mat.



A fat hen sat on a pen.



A fat fox sat in a box.



And a fat bug sat on a rug.




Fun Time!

3 Find the numbers and draw lines.



Listen, count, and say the missing numbers. Then play with a friend.



I Can ...

- read the story “A Funny Day” by myself.
- count from 40 to 100.




Unit 3 My Day, Animals, Places

Talk Time




1 Listen and say.



2 Practice the talks in pairs.

3 Practice and act out the talks in pairs.



Fun Time!

4 What time is it?

Listen and number.



___ seven



___ three



___ 1 nine



___ twelve



___ eleven

Grammar Toolbox

Do you watch TV in the evening?

Yes, I **do**. / No, I **don't**.

What time do you get up?

I get up at six o'clock.

I/you/we/they get up at 6 o'clock.

5 Check school days in your country.

✓						
Sunday	Monday	Tuesday	Wednesday	Thursday	Friday	Saturday

6 Ask and answer in pairs.



What time do you get up on Saturday?

I get up at 7 o'clock!

From Sunday to Thursday	YOU	YOUR FRIEND
1. What time / get up?		7 o'clock
2. What time / go to school?		
3. Where / eat lunch?		
5. What time / come home?		
6. What / do in the evening?		

I Can ...

- ask my friend questions about his / her day and get an answer.
- tell the time, ask, and talk about everyday activities.




Rhythms and Listening

1 Listen, chant and match.



Which animal is it?

Its jaws are huge.
They crush and chew.
It can walk and swim
It can hunt for food!



Their skin is green,
Their eyes pop out.
They can jump and dive,
They are loud and fun.



2 Listen, point, and circle YES or NO. Practice in pairs.



Can ostriches run?

YES / NO

Can they fly?

YES / NO



Can kangaroos fly?

YES / NO

Can they jump?

YES / NO



Can polar bears swim?

YES / NO

Can they speak?

YES / NO

Ostriches can run but they can't fly!

Kangaroos _____ but _____

Polar bears _____ but _____

Advice Time

Birds of a feather flock together.





Fun Time!

3

Listen and chant. Write the words.



sunny cloudy rainy snowy



It's _____ and hot,

Sit in the shade and talk



It's _____ and gray

There's no sun today!



It's _____ and wet



We're not there yet!



It's _____ and cold

Don't catch a cold!



It's cloudy and cool,

Get out of the pool!



4

Talk about the weather in your town.



summer autumn
winter spring



It's sunny and very hot in summer!



I Can

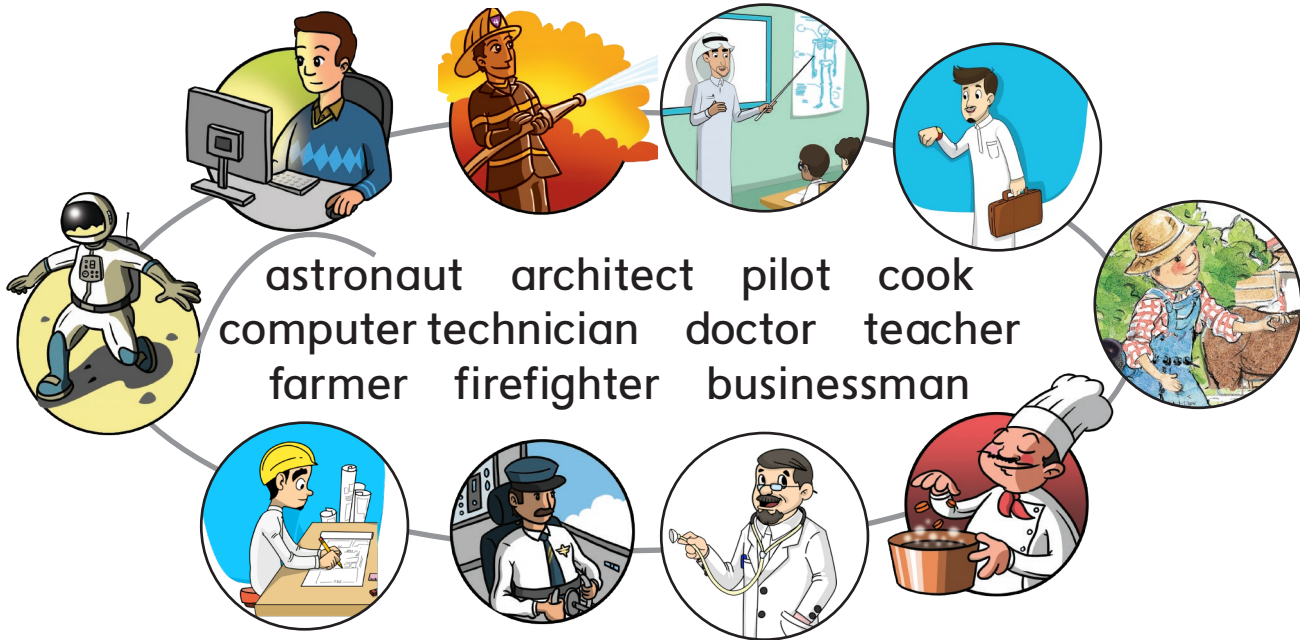
- chant, ask, and talk about animals using "can" or "can't".

talk about the weather.



Words in Action

1 Listen and practice. Match words and pictures.



2 Ask and answer. Guess.



Grammar Toolbox

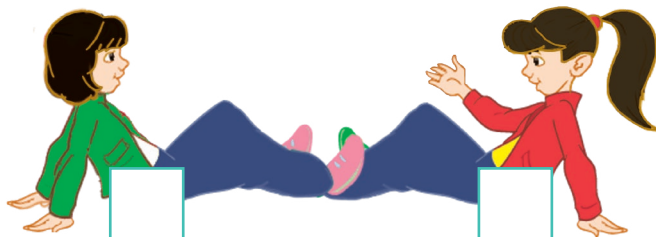

What does he / she do? He / She's a teacher.
Does he / she work in an office?
Yes, he / she does. / No, he / she doesn't.
He/ She works / doesn't work at the airport.



Fun Time!

She has long, brown hair

3 Listen and match. Practice in pairs and write.



1.


He has short, brown hair and brown eyes. He's wearing a thobe and speaking with his friend.

2. long, brown hair, brown eyes, a red jacket, sitting
3. black hair, brown eyes, a green jacket, a white T-shirt, a blue skirt, pink shoes
4. short, blond hair, blue eyes, a blue T-shirt

4 Guess who! Describe someone in your class.



She has long, brown hair and brown eyes. She's tall. She's standing near the door. What's her name?



I know! It's Rana!

I Can

- ask and talk about jobs / what someone does.
- talk about someone's appearance using "have", "has".




Phonics


1 Listen, point and say. Write *ea* or *ee*.



sleep



sh _ _ p



read



m _ _ t



head



br _ _ d

2 Listen, point, and say.




Look at this picture. There is a man, a woman and a child. It's a small family.



In this picture, there are three men, three women, and five children.

What's that?

It's a tooth.



What are those?

They're teeth.

3 Ask and answer in pairs. Use *that* or *those*.




Fun Time!

Places in Town

4 Listen, find and write. Practice in pairs.



There's a restaurant on the corner **next to** the bookstore. There's a train station **opposite** the supermarket. There's a gym **between** the supermarket and the bus station. There's a post office **between** the museum and the school. There's a park **near** the supermarket.




Things in the House

5 Listen, read, and circle T or F.



- There's a table between the sofa and the armchair.
- There's a rug behind the bed.
- There's a table opposite the fridge and the stove.

T F
T F
T F



6 Practice in pairs. Make your own sentences.

I Can ...

- make the sounds for ee and ea, use irregular plurals and "that" / "those".
- talk about places in town and things in the house using "there is", "there are".



Words with br, pr

CD2 02

1 Listen, point, and say. Write *br* or *pr*.



br

____idge



pr

____ize

CD2 03

2 Look at the pictures and write *br* or *pr*. Then listen and check.

1.



bread



5.




____esent

2.



____ince

6.



____acelet

3.



____idge

7.



____ice

4.



____own

8.



____ize

3 Tongue Twister. Read and say this as fast as you can.

My brother prepares prawn sandwiches with brown bread and eats them on the bridge.



وزارة التعليم

Ministry of Education

2022 - 1444

26

Words with wh, w, h, and ph

CD2 04

1 Listen, point, and say.



walk



whale



hose



whose



phone

CD2 05

2 Listen and circle the silent letter.

silent w/h

1.	where	w	h
2.	what	w	h

silent w/h

3.	who	w	h
4.	whose	w	h









silent w/h

5.	whales	w	h
6.	white	w	h

CD2 06

3 Listen, circle, and write.

shop ship whale cherry phone whistle photo white

1.		ph <u>wh</u> whale	5.		wh ph
2.		ph sh	6.		sh wh
3.		ch wh	7.		ch sh
4.		wh ph	8.		ch ph

Words with sm, sn and st, sl

CD2 07

1 Listen, point, and say.



smile



snail



stop



slot

CD2 08

2 Listen and circle *sm*, *sn*, *st*, or *sl*. Then write and match with the right picture.

1. **sm** **sn** **st** **sl** sn orkel snorkel

2. **sm** **sn** **st** **sl** _____ ot _____

3. **sm** **sn** **st** **sl** fir _____ _____

4. **sm** **sn** **st** **sl** _____ eep _____

5. **sm** **sn** **st** **sl** _____ ile _____

6. **sm** **sn** **st** **sl** _____ icker _____


☐

☐

☐

☐

☐

☐

CD2 09


3 Listen, point, and say. Then say and mime.



Swim and snorkel,
Watch the fish.
Starfish, shellfish
Any fish you wish!

An eel, a shellfish,
I stop and touch
And try to catch
a small red crab!

Snap! Snap! Ouch!



Words with bl, br, fl, fr, cl, cr, dr

1 Write the words and read.


flag green fresh black swan clock
frog fruit crayon brown



1. a brown crayon



2. a _____



3. a _____



4. The _____ is on
the _____.



5. The _____
is in the basket.

cd2 10

2 Listen, complete, and chant.

The wheels _____ the
_____ round and round,
round and round,
round and _____.
The _____ on the bus
go _____ and round,
all the way to town.

The driver on the bus
says, "Move _____ back!"
"Move on back!"
"Move on back!"
The _____ on the bus
says, "Move on back!"
all the _____ town.



Long vowel sounds

CD2 11

① Read and circle the words that don't belong. Then listen, check, and write them in the correct cloud.

1

Long **o** sound

go show no tomato shoe snow two

so



Long **u** sound

2

glue blue you toe to so who too

shoe

3

Long **i** sound

pie bye dry taxi kind line field rain



Long **e** sound

4

8

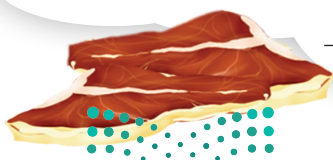
spaghetti ski piece me eight donkey sky space

taxi

5

Long **a** sound

able tie shake apron break neighbor ceiling steak weight



وزارة التعليم

Ministry of Education


2022 - 1444

30

Picture Dictionary




bathroom p3



bedroom p3



behind p6



bread p24



candy p10



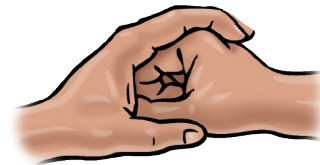
comic book p14



dining room p3




glue p12




in p6



kitchen p3




meat p24




next to p6




on p6



paper p12



pencils p12




pens p12



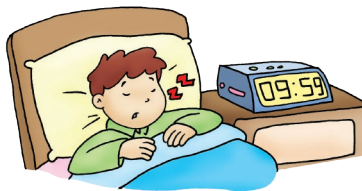
read p24



scissors p12



sheep p24



sleep p24



table p6



under p6



wallet p14



watch p14



CD 1 Audio Track List

Track	Unit	Student Book Section
02	1	Exercise 1. Listen and point
03	1	Exercise 4. An Old House
04	1	Exercise 1. Chant and point
05	1	Exercise 2. Listen, say, and match
06	1	Exercise 3. Where? Relay
07	1	Exercise 1. Listen, point, and say
08	1	Exercise 3. Listen, say, and match
09	1	Exercise 3. Two Hands Game
10	1	Exercise 1. Read and color
11	1	Exercise 2. Listen and spell
12	1	Exercise 3. Speed-reading
13	2	Exercise 1. Listen and point
14	2	Exercise 4. Word Hunt
15	2	Exercise 1. Chant and point
16	2	Exercise 2. Listen, say, and match
17	2	Exercise 3. Borrowing Things Relay
18	2	Exercise 1. Listen, point, and say
19	2	Exercise 3. Pointing Race
20	2	Exercise 1. Listen, say, and number
21	2	Exercise 2. Read and color
22	2	Exercise 3. Find the numbers and draw lines
23	3	Exercise 1. Listen and say
24	3	Exercise 4. Listen and number
25	3	Exercise 6. Ask and answer in pairs
26	3	Exercise 1. Listen, chant and match
27	3	Exercise 2. Listen, point, and circle
28	3	Exercise 3. Listen and chant
29	3	Exercise 4. Talk about the weather
30	3	Exercise 1. Listen and practice
31	3	Exercise 2. Ask and answer
32	3	Exercise 3. Listen and match
33	3	Exercise 4. Guess who
34	3	Exercise 1. Listen, point, and say
35	3	Exercise 2. Listen, point, and say
36	3	Exercise 4. Listen, find, and write
37	3	Exercise 5. Listen, read, and circle

CD 2 Audio Track List

Track	Unit	Phonics Practice
02	1	Exercise 1. Listen, point, and say
03	1	Exercise 2. Look at the pictures and write
04	1	Exercise 1. Listen, point, and say
05	1	Exercise 2. Listen and circle
06	1	Exercise 3. Listen, circle, and write
07	1	Exercise 1. Listen, point, and say
08	1	Exercise 2. Listen and circle
09	1	Exercise 3. Listen, point, and say
10	2	Exercise 1. Listen, complete, and chant
11	2	Exercise 1. Read and circle

CD 3 Audio Track List

Track	Unit	Workbook Section
02	1	Exercise 1. Listen, point, and practice
03	1	Exercise 1. Listen and write
04	1	Exercise 1. Listen and chant
05	1	Exercise 1. Listen and practice
06	1	Exercise 1. Listen and practice
07	1	Exercise 1. Listen and play
08	1	Exercise 1. Listen and spell
09	1	Exercise 1. Listen and read
10	2	Exercise 1. Listen, point, and practice
11	2	Exercise 1. Listen, point, and practice
12	2	Exercise 1. Listen, chant, and point
13	2	Exercise 1. Listen and practice
14	2	Exercise 1. Listen, point, and practice
15	2	Exercise 1. Listen, point, and practice
16	2	Exercise 1. Listen and read
17	2	Exercise 1. Listen and connect the numbers
18	3	Exercise 1. Listen, point, and practice
19	3	Exercise 1. Listen, point, and say.
20	3	Exercise 1. Listen, point, and chant
21	3	Exercise 1. Listen, point, and chant
22	3	Exercise 1. Listen and practice
23	3	Exercise 1. Listen, read, and number
24	3	Exercise 1. Listen and say
25	3	Exercise 1. Listen and point



Word List

Airport p 22
 Architect p 22
 Astronaut p 22
 Bathroom p 3, 5
 Bedroom p 3
 Behind p 6, 7, 25
 Bread p 26
 Bus p 25, 29
 Candy p 10, 11, 12
 Chew p 20
 Cloud p 6
 Comic book p 14
 Cook p 22
 Crush p 20
 Dining room p 3
 Dive p 20
 Eat lunch p 18, 19
 Eighty p 17
 Feather p 20
 Fifty p 17
 Firefighter p 22
 Flag p 29
 Fly p 20
 Forty p 17
 Fox p 9, 16
 Fries p 4
 Frog p 4, 29
 Front door p 3
 Get up p 18, 19
 Glue p 12, 30
 Here you go. p 10, 13
 Hurry up! p 5
 I'll show you around. p 2
 In p 6, 7, 8

Kangaroo p 20

Kitchen p 3
 Let's count them. p 10
 Living room p 2, 3
 MP3 player p 14
 Next to p 6, 7, 25
 Ninety p 17
 On p 6, 7, 9, 12, 13
 Ostrich p 20
 Paper p 12
 Pencils p 12
 Pens p 12
 Pilot p 22
 Play p 18
 Polar bear p 20
 Present p 4
 Prize p 4
 Quick! p 5
 Row p 11
 School p 19, 25
 Scissors p 12, 13
 Seventy p 17
 Shake p 30
 Ship p 27
 Sixty p 17
 Smile p 12, 28
 Snail p 12, 28
 Spider p 16
 Stop p 28
 Swan p 16, 29
 Swim p 20, 28
 Swing p 16
 Table p 6, 25
 Taxi p 30
 Teeth p 24
 These p 14, 15

Thirty p 10, 11
 This p 2, 14, 15, 24
 Train p 25
 Train station p 25
 Twenty p 10
 Under p 6, 7, 8
 Wallet p 14
 Watch p 14
 Yard p 4



الحد الأدنى	الرمز	By the end of the year students will be able to:
x	1/7/5	Recognise short and long vowels: (long a as in "dates", long I as in "rice", long o as in "rose", long e as in "teacher", short e as in "bread", long oo as in "food", short oo as in "book", long u as in "computer", short u as in "duck").
x	2/7/5	Recognise and differentiate between the endings of plural nouns (/s/ as in "cats", /z/ as in "birds", /iz/ as in "dresses").
x	3/7/5	Recognise and produce some English digraphs (ch, sh, ph, wh).
x	4/7/5	Recognise and produce some consonant blends (pl, cl).
x	5/7/5	Recognise and produce some English consonant blends (cr as in "crisps", gr as in "green", fr as in "friend", pr as in "prince", pl as in "plant", gl as in "glass", fl as in "fly", sl as in "sleep").
x	6/7/5	Recognise and produce some English consonant blends (br as in "brown", dr as in "dress", tr as in "tree", st as in "star", sp as in "spoon", sn as in "snake", sm as in "small", sw as in "swim").
x	7/7/5	Ask questions using <i>What, Who, Where</i> .
	8/7/5	Identify irregular plural nouns.
	9/7/5	Use the intensifier <i>very</i> .
x	10/7/5	Introduce people to each other, e.g. <i>This is Abdullah</i> .
x	11/7/5	Identify and talk about people using the verb <i>to be</i> .
x	12/7/5	Identify and talk about toys, games and classroom objects.
x	13/7/5	Identify and talk about rooms/items in a house.
x	14/7/5	Describe location using prepositions of place (<i>in, on, under, next to, between</i>).
x	15/7/5	Describe physical appearance.
x	16/7/5	Express possession using the verb <i>to have</i> and <i>my/your/his/her/our</i> .
	17/7/5	Describe animals using possessive adjectives (<i>its, their</i>).
x	18/7/5	Talk about ability (<i>can/can't</i>).
	19/7/5	Ask about number using <i>How many ...?</i> .
	20/7/5	Identify and talk about places in a town and their location using <i>there is, there are</i> and <i>next to, opposite, between</i> .
x	21/7/5	Talk about the weather.
x	22/7/5	Talk about likes and dislikes.
	23/7/5	Talk about food using <i>want</i> and describe different kinds of food and drink using adjectives (e.g. <i>hot/cold/sweet/sour/salty</i>).
x	24/7/5	Make suggestions using <i>Let's</i> .
x	25/7/5	Ask about and tell the time (<i>o'clock</i> only).
	26/7/5	Identify and talk about the days of the week, months and seasons.
x	27/7/5	Ask and respond to simple sentences about everyday activities in the Present Simple tense using the first and second person singular.
x	28/7/5	Greet someone politely at different times of the day, e.g. <i>Good morning/afternoon/evening. Say Goodbye/Good night</i> .
x	29/7/5	Identify and talk about different times of the day (morning, afternoon, evening, night).
x	30/7/5	Identify prepositions of time (<i>in, on, at</i>).
	31/7/5	Ask about activities happening at the moment of speaking using the Present Progressive (Affirmative, Negative, Interrogative and short answers).
x	32/7/5	Identify occupations and talk about what someone does using the Present Simple (Affirmative, Negative, Interrogative and short answers).
	33/7/5	Ask and answer about possession using the Possessive Case and <i>whose</i> .
	34/7/5	Identify and talk about clothes.
x	35/7/5	Follow a short simple text while listening to the audio recording.

Listening and Speaking



الحد الأدنى		By the end of the year students will be able to:	الرمز
x	Reading	Read and count cardinal numbers to 100.	36/7/5
		Read and count ordinal numbers from 1 st to 10 th .	37/7/5
x		Read and comprehend simple sentences.	38/7/5
x		Read simple short illustrated stories.	39/7/5
x	Writing	Spell accurately a small number of high frequency words.	40/7/5
x		Write short simple words/phrases to complete a paragraph.	41/7/5
x		Write short simple sentences to convey basic personal information.	42/7/5
x		Apply basic rules of punctuation (e.g. use capital letters, full stops, commas, question marks).	43/7/5
x		Write short answers to written questions.	44/7/5
		Use the definite and indefinite article (a/an, the).	45/7/5
x		Refer to people and things using demonstratives (this/that/these/those).	46/7/5
		Link ideas with commas and <i>and</i> .	47/7/5
		Link ideas with <i>but</i> .	48/7/5
		Link ideas with <i>or</i> .	49/7/5



WORKBOOK
2

WE CAN!



وزارة التعليم
Ministry of Education
2022 - 1444

Mc
Graw
Hill



Contents

Workbook		
Unit 1	My House	39
Unit 2	My Things	47
Unit 3	My Day, Animals, Places	55

We Can! Student's Book 2

We Can! Copyright © 2009 by McGraw-Hill Education

Adaptation Copyright © 2023 by McGraw-Hill Education (UK) Limited

Published by arrangement with McGraw Hill LLC

ALL RIGHTS RESERVED. NO PART OF THIS BOOK MAY BE REPRODUCED OR TRANSMITTED IN ANY FORM OR BY ANY MEANS, ELECTRONIC OR MECHANICAL, INCLUDING PHOTOCOPYING, RECORDING OR BY INFORMATION STORAGE AND RETRIEVAL SYSTEMS, WITHOUT PERMISSION IN WRITING FROM MCGRAW HILL.

ISBN: 9781398928145

Series consultant: Mayumi Tabuchi

Project manager: Judy MacDonald, **Development editor:** Steve Longworth, **Editor:** Anne Tseng,

Production manager: Alfonso Reyes, **Designer:** Kate Vandestadt, Vandestadt Design, **Design supervision:** Peter Shaw



www.mheducation.com

© 2023. Exclusive rights by McGraw-Hill Education (UK) Limited for manufacture and export. This book cannot be re-exported from the country to which it is sold by McGraw-Hill Education (UK) Limited.

وزارة التعليم
Ministry of Education

2022 - 1444

Unit 1 My House

Goal 57 CD3 02 My House: Talk Time

I can act out the talks about showing around the house with a partner.

I listened to CD3 02 ☒ ☒ ☒ ☒ ☒ ☒ ☒ days this week.

Name _____ Class _____



1 Listen, point, and practice.

A Hello.

B Welcome to our house. Would you like to come in?

B I'll show you around.

A Yes, please.

A Thanks.

B This is the living room.

2 Write the words.

1.  This is our _____.

2.  This is our _____.

3.  This is our _____.

4.  This is our _____.

Hint Words



living room

bathroom

kitchen

bedroom



Goal 58 CD3 03 My House: Talk Time

I can show someone around my house.

I listened to CD3 03 ☒ ☒ ☒ ☒ ☒ ☒ ☒ days this week.

Name _____ Class _____

1 Listen and write.



1. _____ door



2. _____ room




3. _____ room

4. _____ room

5. _____ room

6. _____

7. _____ door



Hint Words

front door

kitchen

dining room

bedroom

bathroom

living room

back door

Goal 59 CD3 04 My House: Rhythms and Listening

I can chant the *Where's the Boy?* chant.

I listened to CD3 04 ☒ ☒ ☒ ☒ ☒ ☒ ☒ days this week.

Name _____ Class _____



1 Listen and chant. Trace.



Where's Ali?

In the bathroom.



Where's Mom?

In the kitchen.



Where's Ali?

In the dining room.



Where's Ali?


In the yard.



Where's the boy?

In the bedroom.

2 Write the missing words.



A _____ is under
the _____!





Goal 60 CD3 05 My House: Rhythms and Listening



I can ask "Where's ...?" when I want to know where someone is.

I listened to CD3 05 ☒ ☒ ☒ ☒ ☒ ☒ ☒ days this week.

Name _____ Class _____

1 Listen and practice. Trace.

Where's Ali?
He's in the bathroom.



Where's Mom?
She's in the kitchen.



Where's Ali?
He's in the dining room.



Where's the boy?
In the bedroom.



2 Write.

1. Where's Mom? _____ in the kitchen.

2. Where's Ali? _____ in the bathroom.

Hint Words

He's

She's

Goal 61 CD3 06 My House: Words in Action

I can say the names of three pieces of furniture.

I listened to CD3 06 ☒ ☒ ☒ ☒ ☒ ☒ ☒ days this week.

Name _____ Class _____



1 Listen and practice.



2 Unscramble the words. Write. Draw lines and match.

1. r a i c h

2. b u p c d a o r

3. d i r e g f

4. e a l b t



a.



b.



c.



d.

Hint Words



fridge

chair

cupboard

table



Goal 62 CD3 07 My House: Words in Action

I can play the Two Hands Game.

I listened to CD3 07 ☒ ☒ ☒ ☒ ☒ ☒ ☒ days this week.

Name _____ Class _____

1 Listen and play.



on



in



under



next to



behind

2 Listen and practice. Trace.



1.

on



2.

in



3.

under



4.

behind



5.

next to



Goal 64 CD3 09 My House: Phonics



I can read the three-letter word speed-reading list by myself.

I listened to CD3 09 ☒ ☒ ☒ ☒ ☒ ☒ ☒ days this week.

Name _____ Class _____

1 Listen and read.

No.1		No.2	
dot	ox	nut	sun
not	fox	but	fun
hot	box	cut	run

2 Draw lines and connect the family words.

hot

cut

ox

nut

dot

but

fox

box

not

Unit 2 My Things

Goal 65 CD3 10 My Things: Talk Time

I can act out the talks about candy with a partner.

I listened to CD3 10 ☒ ☒ ☒ ☒ ☒ ☒ ☒ days this week.

Name _____ Class _____



1 Listen, point, and practice. Trace.

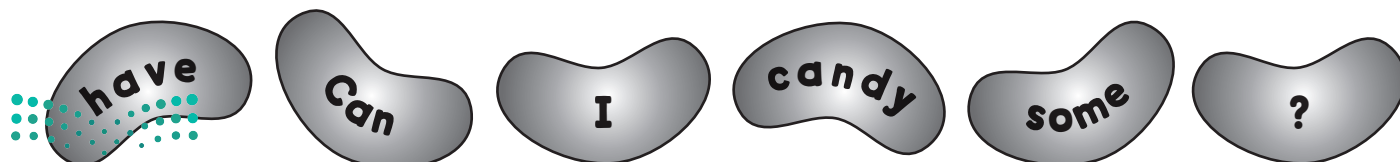
A Can I have some candy?

B Sure. Here you go.



A Thanks.

2 Can you unscramble the words and say the sentence?





Goal 66 CD3 11 My Things: Talk Time

I can count from one to thirty.

I listened to CD3 11 ☒ ☒ ☒ ☒ ☒ ☒ ☒ days this week.

Name _____ Class _____


- 1** Listen, point, and practice.
Then write the missing
numbers on the candy.

A How many are there?

A That's a lot.

- B** Let's count them.

1, 2, 3, 4, 5, 6, 7, 8, 9, 10,
11, 12, 13, 14, 15, 16, 17,
18, 19, 20, 21, 22, 23, 24,
25, 26, 27, 28, 29, 30.



- 2** Say and write 30 to 1.

30 29




Goal 67 CD3 12 My Things: Rhythms and Listening

I can chant the *Things on My Desk* chant.


I listened to CD3 12 ☒ ☒ ☒ ☒ ☒ ☒ ☒ days this week.

Name _____ Class _____

1 Listen, chant, and point.



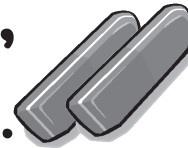
**Pens and pencils,
Pens and pencils.**



**Paper and glue,
Paper and glue.**



**Scissors and erasers,
Scissors and erasers.**




**Candy for you.
Candy for you.**



2 Chant by yourself and write the missing letters.

e g s p a i c l y



p _ n _

encil

p_p_r

_ _ue

sc_ssor_

and



Goal 68

CD3 13

My Things: Rhythms and Listening



I can ask to borrow some things in class.

I listened to CD3 13 ☒ ☒ ☒ ☒ ☒ ☒ ☒ days this week.

Name _____ Class _____

1 Listen and practice.

2 Write.

1. Can I use your _____ ?



2. Can I use your _____ ?



3. Can I use your _____ ?



4. Can I use your _____ ?



5. Can I use your _____ ?



Hint Words

eraser

glue

scissors

pencil

pen

Goal 69 CD3 14 My Things: Words in Action

I can follow the teacher and play the Copycat Game.

I listened to CD3 14 ☒ ☒ ☒ ☒ ☒ ☒ ☒ days this week.

Name _____ Class _____



1 Listen, point, and practice.

1. **A** What's this? **B** It's a wallet.



2. **A** What's this?



- B** It's a cell phone.

3. **A** What's this? **B** It's a comic book.



4. **A** What's this?



- B** It's a watch.

2 Read and answer. Say and write.

1. What's this? It's a




2. What's this? It's a



3. What's this? It's a



4. What's this? It's a





Goal 70 CD3 15 My Things: Words in Action

I can ask "What's this?" or "What are these?"

I listened to CD3 15 ☒ ☒ ☒ ☒ ☒ ☒ ☒ days this week.

Name _____ Class _____

1 Listen, point, and practice.

1. **A** What's this?



B It's an MP3 player.

2. **A** What are these?




B They're MP3 players.

3. **A** What's this?



B It's a pencil.

4. **A** What are these?



B They're pencils.

5. **A** What's this?



B It's a watch.

6. **A** What are these?



B They're watches.

2 Read and answer. Say and write.

1. What's number 5? It's a _____.

2. What's number 6? They're _____.

Goal 71 CD3 16 My Things: Phonics













I can read the story "A Funny Day" by myself.

I listened to CD3 16 ☒ ☒ ☒ ☒ ☒ ☒ ☒ days this week.


Name _____ Class _____



1 Listen and read.

No.1		No.2	
mat 	box 	hen 	bug 
bat 	fox 	ten 	rug 
cat 	ox 	pen 	mug 

2 Write the missing words in the trains.





Goal 72 CD3 17 My Things: Phonics



I can count from 40 to 100.

I listened to CD3 17 ☒ ☒ ☒ ☒ ☒ ☒ ☒ days this week.

Name _____ Class _____

1 Listen and connect the numbers.

55	80	71	50	63
68	49	60	85	72
86	77	89	64	79
70	59	90	88	100

2 Listen and circle the correct number.

- | | |
|----------|----------|
| A. 35 36 | B. 42 52 |
| C. 63 66 | D. 78 98 |
| E. 64 84 | F. 92 82 |

Unit 3 My Day, Animals, Places



Goal 73 CD3 18 My Day, Animals, Places: Talk Time

I can ask my friend questions about his / her day and get an answer.

I listened to CD3 18 ☒ ☒ ☒ ☒ ☒ ☒ ☒ days this week.

Name _____ Class _____

1 Listen, point, and practice. Trace.



2 Read and answer.

1. Do you walk to school in the morning?

2. Do you do your homework in the morning?



Goal 74 CD3 19 My Day, Animals, Places: Talk Time

I can tell the time, ask, and talk about everyday activities.

I listened to CD3 19 ☒ ☒ ☒ ☒ ☒ ☒ ☒ days this week.

Name _____ Class _____

1 Listen, point, and say. Then write.



1. I get up at seven o'clock.



2. I go to school at _____ o'clock.



3. I eat lunch at _____ o'clock.



4. I go to bed at _____ o'clock.

2 Put the days of the week in the right order. Write.

Thursday Monday Sunday Friday
Tuesday Wednesday Saturday

1. Sunday
2. _____
3. _____
4. _____

5. _____
6. _____
7. _____



Goal 75 CD3 20 My Day, Animals, Places: Rhythms and Listening

I can chant, ask, and talk about animals using “can” or “can’t”.

I listened to CD3 20 ☒ ☒ ☒ ☒ ☒ ☒ ☒ days this week.

Name _____ Class _____



1 Listen, point, and chant. Write the missing words.

huge green walk swim jump dive

Which animal is it?

Its jaws are _____.

They crush and chew.

It can _____ and _____,

It can hunt for food!




Their skin is _____,

Their eyes pop out.

They can _____ and _____,

They are loud and fun.



2 Read and answer. Then write sentences.

Can elephants swim?



Yes, they can.

Can snakes bite?



Can they fly?

Can they run?

Elephants can _____ but they can't _____.

Snakes _____ but _____.



Goal 76 CD3 21 My Day, Animals, Places: Rhythms and Listening

I can talk about the weather.

I listened to CD3 21 ☒ ☒ ☒ ☒ ☒ ☒ days this week.

Name _____ Class _____



1 Listen, point, and chant. Write the missing words.

cloudy rainy sunny snowy windy



It's sunny and hot,

Sit in the shade and talk

It's _____ and gray

There's no sun today!



It's _____ and wet

We're not there yet!



It's _____ and cold

Don't catch a cold!



It's cloudy and cool,

Get out of the pool!



2 Write.

A Two animals that live in very cold places:

B Two animals that live in very hot places:



Goal 77 CD3 22 My Day, Animals, Places: Words in Action

I can ask and talk about jobs / what someone does.

I listened to CD3 22 ☒ ☒ ☒ ☒ ☒ ☒ ☒ days this week.

Name _____ Class _____



1 Listen and practice. Write.

astronaut computer technician businessman
cook doctor firefighter pilot teacher farmer



businessman



2 Read and answer. Write.

Does your father work in an office? _____

Does he work at the airport? _____

What does he do? _____



Goal 78

CD3 23

My Day, Animals, Places: Words in Action

I can talk about someone's appearance using "have", "has".

I listened to CD3 23 ☒ ☒ ☒ ☒ ☒ ☒ days this week.

Name _____ Class _____



1 Listen, read, and number.



- _____ He has short, brown hair and brown eyes. He's wearing a thobe and speaking with his friend.
- _____ He has short, blond hair and blue eyes. He's wearing a blue T-shirt.
- _____ She has long, brown hair and brown eyes. She's wearing a jacket, a T-shirt and a long skirt.
- _____ She has short black hair and brown eyes. She's wearing a jacket, a T-shirt, a long skirt, and pink shoes.

2 Read and answer about a friend.

1. What's his/her name? _____
2. Is he/she tall or short? _____
3. Does he/she have long or short hair? _____
4. What's he/she wearing? _____
5. What's he/she doing? _____

Goal 79 CD3 24 My Day, Animals, Places: Phonics

I can make the sounds for ee and ea, use irregular plurals and “that” / “those”.

I listened to CD3 24 ☒ ☒ ☒ ☒ ☒ ☒ ☒ days this week.

Name _____ Class _____




1 Listen and say. Write *ea* or *ee*.



1. h____d 2. sh____p 3. m____t 4. br____d

2 Write about the pictures. Use *there is* / *there are*.



There _____ is a man.

There _____

There _____



There _____

There _____

There _____

3 Write.

feet foot mouse mice teeth tooth

1. That's a foot.

2. _____

3. _____

4. _____

5. _____

6. _____



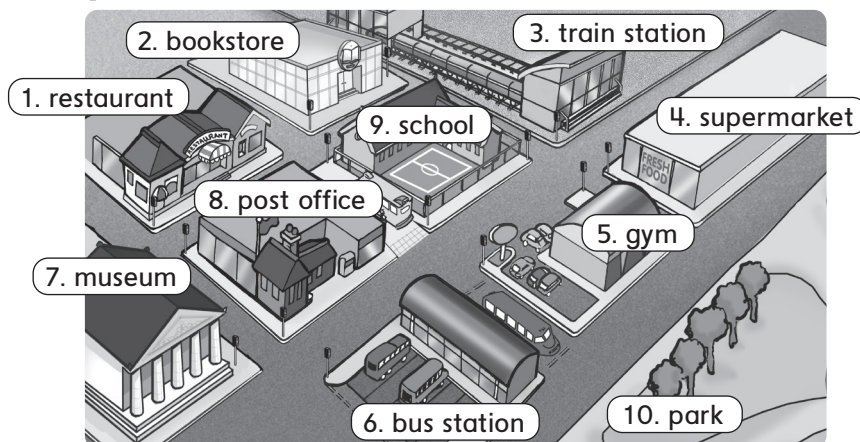
Goal 80 CD3 25 My Day, Animals, Places: Phonics

I can talk about places in town and things in the house using “there is”, “there are”.

I listened to CD3 25 ☒ ☒ ☒ ☒ ☒ ☒ ☒ days this week.

Name _____ Class _____

1 Listen and point. Then circle T or F.



- | | |
|--|---|
| 1. There's a bookstore between the restaurant and the train station. | <input type="radio"/> T <input type="radio"/> F |
| 2. There's a museum near the restaurant. | <input type="radio"/> T <input type="radio"/> F |
| 3. There's a bus station next to the school. | <input type="radio"/> T <input type="radio"/> F |
| 4. There's a supermarket opposite the gym. | <input type="radio"/> T <input type="radio"/> F |
| 5. There's a school between the post office and the train station. | <input type="radio"/> T <input type="radio"/> F |

2 Find photos about places in your country and make a poster. Write:

- where the place is
- something about the place

Faisaliah Tower

Faisaliah Tower is in Riyadh.

It is very tall.

