



وزارة التعليم  
Ministry of Education  
2022 - 1444

SUPER

GOAL 2

U6

ثاني متوسط

# book contents

## CONTENTS



وزارة التعليم  
Ministry of Education  
2022 - 1444

SUPER

# GOAL 2

Term 2	Unit 6	What Was It Like?	50
	Unit 7	What Happened?	58
	Unit 8	What's Wrong?	66
	Unit 9	Let's Go Out	74
	Unit 10	It's a Bargain!	82
	Unit 11	There's No Comparison	90
		EXPANSION Units 6-11	98

Term 1	Unit 1	Are You Here on Vacation?	2
	Unit 2	What Are They Making?	10
	Unit 3	Who's Who	18
	Unit 4	Favorite Pastimes	26
	Unit 5	Is There Any Ice Cream?	34
		EXPANSION Units 1-5	42
Term 2	Unit 6	What Was It Like?	50
	Unit 7	What Happened?	58
	Unit 8	What's Wrong?	66
	Unit 9	Let's Go Out	74
	Unit 10	It's a Bargain!	82
	Unit 11	There's No Comparison	90
		EXPANSION Units 6-11	98
Term 3	Unit 12	It's Going to Be Fun!	106
	Unit 13	What's the Weather Like?	114
	Unit 14	Could You Do Me a Favor?	122
	Unit 15	Today's News	130
	Unit 16	Have You Ever...?	138
		EXPANSION Units 12-16	146



ثاني متوسط

# 6 What Was It Like?



## Unit Goals



### Vocabulary

Entertainment  
Museum exhibits



### Functions

Ask and answer  
about past activities  
Describe past activities  
Express an opinion



### Grammar

Simple Past Tense: *Be*—  
information questions,  
*yes/no* questions,  
short answers  
Simple Past Tense:  
Regular and Irregular  
Verbs—information  
questions, *yes/no*  
questions, short answers,  
irregular past forms  
Intensifiers with Adjectives



### Listening

Listen for specific  
information from  
radio reviews



### Pronunciation

Past tense endings:  
*/t/*, */d/*, and */ɪd/*



### Reading

Art of the Pen: Arabic  
Calligraphy



### Writing

Write about an interesting  
museum, performance,  
or sports event that you  
attended



### Project


Make a brochure about an  
event in your town



ارجو الالتزام بعدم كتابة أي تعليقات غير لائقة بالأدب العام.  
علماً بأنه أي محادثة نصية او كتابية مسجلة تحت اسمك ورقم  
هويتك



وعليه سيتم معاقبة من لم تلتزم بالذوق العام والسلوك الحسن  
خلال تواجدك في المنصة او الفصول الافتراضية.



وذلك برفع شكوى وبلاغ رسمي ضدك بما تم كتابته او قوله  
والتواصل مع ولي الأمر والمسؤولين لاتخاذ الاجراء اللازم مع  
المخالفة.



ونتمنى وضع صورته في ملفك التعريفي لائقة بالمنصة  
التعليمية



# Virtual Classroom Rules



**Be on time.**



**Act like you're at school.**



**Sit in I spot during class.**



**Keep yourself muted.**



**Turn off your video.**



**Raise your hand to talk.**



**Listen.**



**No eating during class.**



**HAVE FUN AND DO YOUR BEST!**





Naureyah Alghamdi



## اجتنبوا السبع الموبقات

(1) الشُّرك بالله

(2) السحر

(3) قتل النفس التي حرم الله إلا بالحق

(4) أكل الربا

(5) أكل مال اليتيم

(6) التول يوم الزحف

(7) قذف المحصنات المؤمنات الغافلات

... عَنْ أَبِي هُرَيْرَةَ، عَنِ النَّبِيِّ صَلَّى اللَّهُ عَلَيْهِ وَسَلَّمَ قَالَ:

"اجْتَنِبُوا السَّبْعَ الْمَوْبِقَاتِ". قَالُوا يَا رَسُولَ اللَّهِ وَمَا هُنَّ قَالَ "الشُّرْكُ بِاللَّهِ، وَالسَّحَرُ، وَقَتْلُ النَّفْسِ الَّتِي حَرَّمَ اللَّهُ إِلَّا بِالْحَقِّ، وَأَكْلُ الرِّبَا، وَأَكْلُ مَالِ الْيَتِيمِ، وَالتَّوَلَّى يَوْمَ الزَّحْفِ، وَقَذْفُ الْمُحْصَنَاتِ الْمُؤْمِنَاتِ الْغَافِلَاتِ".





(7) قذف المحصنات المؤمنات الغافلات

# THE DANGERS OF BACKBITING & SLANDERING







To put a feeling, idea, or principle gradually into someone's mind, so that it has a strong influence on the way that person thinks or behaves.

## What Was It Like?

الرجاء اختيار ٤ أعمدة من الكلمات  
وكتابة ٤ كلمات من كل ٤ أعمدة  
في كل وحدة دراسية



## VOCABULARY

**Nouns**

admission	heritage
artist	history
astronaut	message
calligraphy	museum
collection	navigator
dinosaur	planetarium
discount	safari
exhibit	sight
experience	space shuttle
gallery	technology
guide	ticket

**Nouns—  
Kinds of technology**

aeronautics  
astronomy  
electricity  
navigation  
robotics  
transportation

U6

**Verbs**

admire  
call  
discover  
explore  
invite  
journey  
miss (something)  
prefer  
shake (hands)  
turn off  
win

**Adjectives**

amazing  
awesome  
closed  
contemporary  
daily  
delicious  
fantastic  
free  
natural  
original  
temporary  
vintage

## EXPRESSIONS

**Expressions for asking for an opinion**

How was it?  
What was it like?

**Expression of regret**

I'm so sorry (I missed it).

**Real Talk**

out of this world  
That's too bad.  
You did?



Alhamiya Support for  
teachers and students  
Educational link,  
Free of charge

ساند الھامیھا للمعلمین والمعلمات  
للطلاب والطالبات  
وقف خیری تعلیمی بلا مقابل  
لوالدی رحمہ اللہ والھامیھا  
ولوالدی الغالیة أطلال الله فی عمرھا  
اختکم المعلمة :  
نوریہ صالح الغامدی

GOAL 1	1. Knowledge	2. Understanding	3. Application	4. Analysis	5. Evaluation	6. Creation
1. Social Studies	1. Social Studies	1. Social Studies	1. Social Studies	1. Social Studies	1. Social Studies	1. Social Studies
2. Science & Technology	2. Science & Technology	2. Science & Technology	2. Science & Technology	2. Science & Technology	2. Science & Technology	2. Science & Technology
3. Health & Safety	3. Health & Safety	3. Health & Safety	3. Health & Safety	3. Health & Safety	3. Health & Safety	3. Health & Safety
4. Arabic Language	4. Arabic Language	4. Arabic Language	4. Arabic Language	4. Arabic Language	4. Arabic Language	4. Arabic Language
5. English Language	5. English Language	5. English Language	5. English Language	5. English Language	5. English Language	5. English Language
6. Mathematics	6. Mathematics	6. Mathematics	6. Mathematics	6. Mathematics	6. Mathematics	6. Mathematics
7. Art & Design	7. Art & Design	7. Art & Design	7. Art & Design	7. Art & Design	7. Art & Design	7. Art & Design
8. Music & Drama	8. Music & Drama	8. Music & Drama	8. Music & Drama	8. Music & Drama	8. Music & Drama	8. Music & Drama
9. Physical Education	9. Physical Education	9. Physical Education	9. Physical Education	9. Physical Education	9. Physical Education	9. Physical Education
10. Information Technology	10. Information Technology	10. Information Technology	10. Information Technology	10. Information Technology	10. Information Technology	10. Information Technology

الأول متوسط

GOAL 2	1. Knowledge	2. Understanding	3. Application	4. Analysis	5. Evaluation	6. Creation
1. Social Studies	1. Social Studies	1. Social Studies	1. Social Studies	1. Social Studies	1. Social Studies	1. Social Studies
2. Science & Technology	2. Science & Technology	2. Science & Technology	2. Science & Technology	2. Science & Technology	2. Science & Technology	2. Science & Technology
3. Health & Safety	3. Health & Safety	3. Health & Safety	3. Health & Safety	3. Health & Safety	3. Health & Safety	3. Health & Safety
4. Arabic Language	4. Arabic Language	4. Arabic Language	4. Arabic Language	4. Arabic Language	4. Arabic Language	4. Arabic Language
5. English Language	5. English Language	5. English Language	5. English Language	5. English Language	5. English Language	5. English Language
6. Mathematics	6. Mathematics	6. Mathematics	6. Mathematics	6. Mathematics	6. Mathematics	6. Mathematics
7. Art & Design	7. Art & Design	7. Art & Design	7. Art & Design	7. Art & Design	7. Art & Design	7. Art & Design
8. Music & Drama	8. Music & Drama	8. Music & Drama	8. Music & Drama	8. Music & Drama	8. Music & Drama	8. Music & Drama
9. Physical Education	9. Physical Education	9. Physical Education	9. Physical Education	9. Physical Education	9. Physical Education	9. Physical Education
10. Information Technology	10. Information Technology	10. Information Technology	10. Information Technology	10. Information Technology	10. Information Technology	10. Information Technology

الثاني متوسط

GOAL 3	1. Knowledge	2. Understanding	3. Application	4. Analysis	5. Evaluation	6. Creation
1. Social Studies	1. Social Studies	1. Social Studies	1. Social Studies	1. Social Studies	1. Social Studies	1. Social Studies
2. Science & Technology	2. Science & Technology	2. Science & Technology	2. Science & Technology	2. Science & Technology	2. Science & Technology	2. Science & Technology
3. Health & Safety	3. Health & Safety	3. Health & Safety	3. Health & Safety	3. Health & Safety	3. Health & Safety	3. Health & Safety
4. Arabic Language	4. Arabic Language	4. Arabic Language	4. Arabic Language	4. Arabic Language	4. Arabic Language	4. Arabic Language
5. English Language	5. English Language	5. English Language	5. English Language	5. English Language	5. English Language	5. English Language
6. Mathematics	6. Mathematics	6. Mathematics	6. Mathematics	6. Mathematics	6. Mathematics	6. Mathematics
7. Art & Design	7. Art & Design	7. Art & Design	7. Art & Design	7. Art & Design	7. Art & Design	7. Art & Design
8. Music & Drama	8. Music & Drama	8. Music & Drama	8. Music & Drama	8. Music & Drama	8. Music & Drama	8. Music & Drama
9. Physical Education	9. Physical Education	9. Physical Education	9. Physical Education	9. Physical Education	9. Physical Education	9. Physical Education
10. Information Technology	10. Information Technology	10. Information Technology	10. Information Technology	10. Information Technology	10. Information Technology	10. Information Technology

الثالث متوسط



لا أحلل من ينسب أعمالي لنفسه أو ينشرها بأسمه  
لا أحلل من ينسب جهدي وتعبتي ووقتي ووقت ابنتي الصغار  
في تحضير البوربوينت وشرائحه وأوراق العمل وتسايرين المراجعة  
والخطط العلاجية وغيرها لنفسه  
هي للنفع العام في التعليم والتدريس وتيسيط المادة للطلاب والطالبات  
والمعلمين والمعلمات في مجال التدريس وليس للبيع  
وقف خيري لوالدي رحمه الله والهاميها  
اختكم نوريه صالح الھامیھا الغامدی



# 6 What Was It Like?

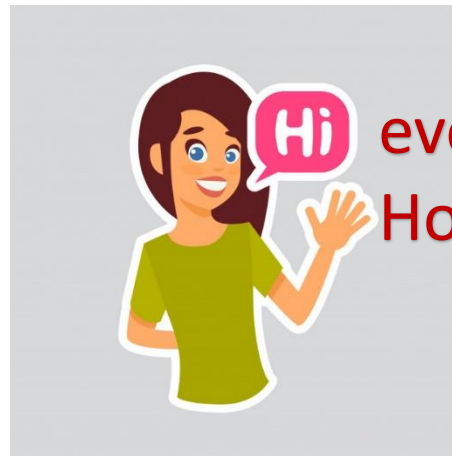


Today: Monday

Date:

18 -5-1444 H

December 12<sup>th</sup> \ 2022



everyone,  
How is everything going?

## 8 Reading



SG2 U6  
Page 55

WEEK 1



لا اتغيب عن المدرسة



أشجع زميلاتي على الانضباط



أتجنب صديقات السوء



الثلاثاء ٢٠ - ٢٠١٤٤٥  
مبادرة أنا قدوة في انضباطي

أحافظ على كتبتي



معلمات اللغة الإنجليزية:

أجعلني والديك يفخرون بك  
لحسن سلوكك واحترامك للمعلمات والعلم



# سبب المدرسي



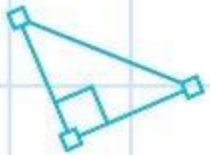
الحفاظ على النظافة الشخصية،  
والنظافة العامة والممتلكات  
العامة بالمدرسة مثل المقاعد  
والجدران والجهزة



الحضور إلى المدرسة بشكل  
يومي، والبعد عن الغياب بدون  
أسباب



مدرسي  
ة





Sunday 4-2-1445\20 August 2023

# الصف المقلوب flipped classroom

الرجاء تحضير الدروس من خلال  
الباركود  على صفحات الدروس  
أو من قنوات عين 

للتفاعل مع أوراق العمل والأنشطة الصفية

 YouTube



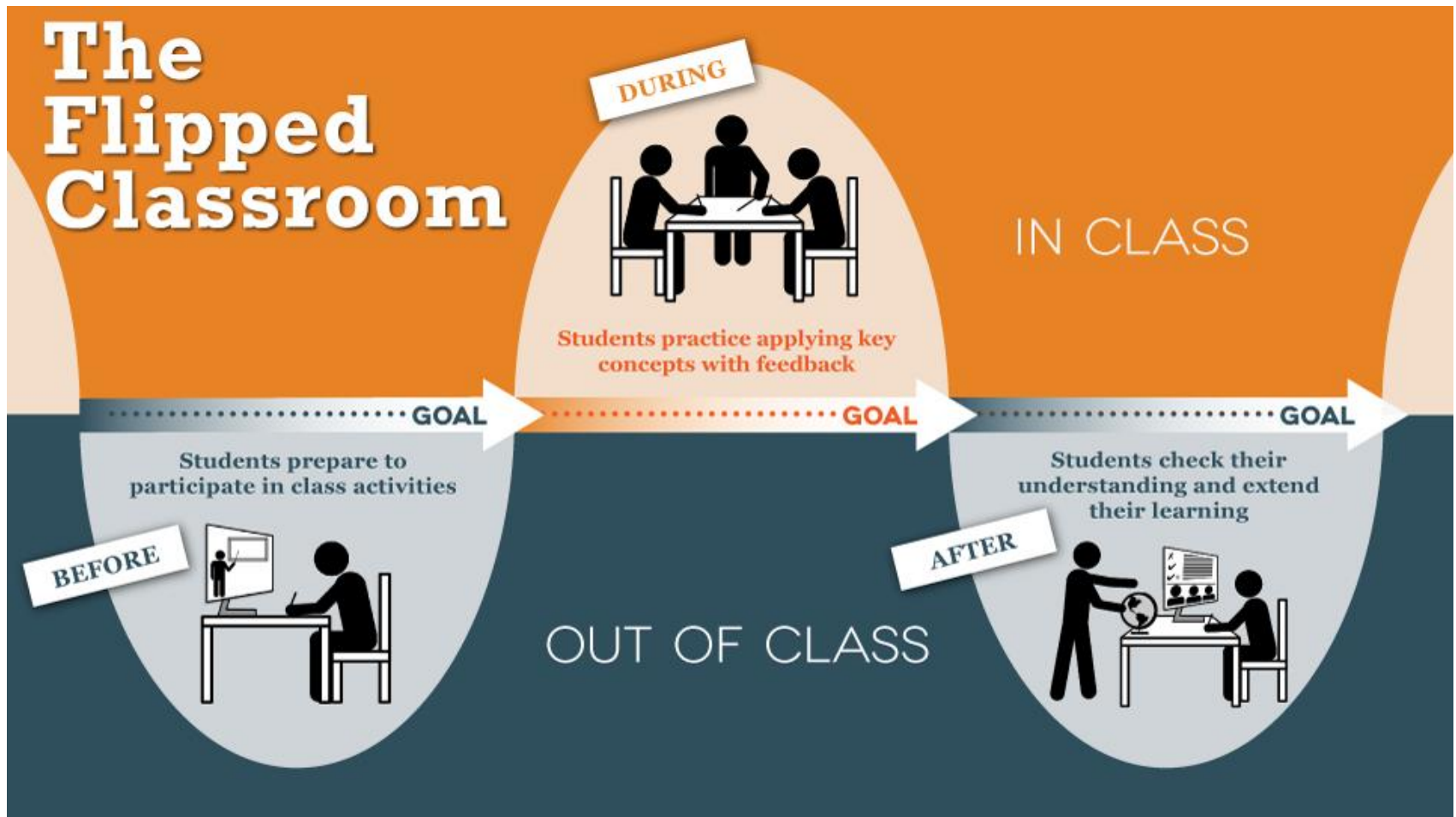



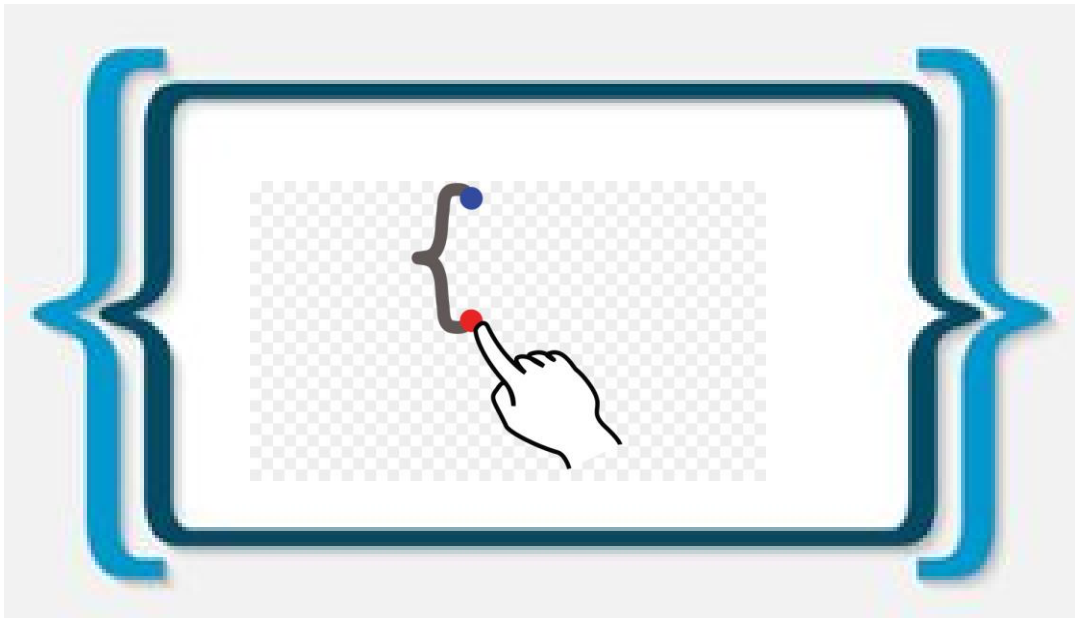


# lesson materials that can help students in the **flipped classroom**



A **flipped classroom** is an instructional strategy and a type of blended learning, which aims to increase student engagement and learning by having students complete readings at home and work on live problem-solving during class time.





## Do as shown between brackets:



1. The weather (not/be) \_\_\_\_\_ good yesterday.  
 .....( correct the verb)
2. Where did they (went) on Thursday? (correct the verb)
3. I (stay) home last night.  
 .....(correct the verb)
4. Did you like the museum?  
 ..... (Answer the question)



# 6 What Was It Like?



## Learning Objectives

## 8 Reading



SG2 U6  
Page 55

الجاميكا



read the text



Find the meaning of new words in the text



Answer questions from a reading passage



Define the meaning of the word (Calligraphy)

When pictures accompany a text, the pictures will often tell you a lot about the contents of the reading.



at the pictures.

1. What is the man doing?

writing calligraphy

2. What is he using to write with?

a qalam or special reed pen and ink

3. What do you see in the other two pictures?

pages of the Holy Qur'an, calligraphy

4. Do they look new or old?

Old

5. Is the writing style the same or different?

Different

6. Why?

several possible reasons.



## Bamboo calligraphy pen



reed pens in  
different  
sizes. 😊 reed



## 8 Reading


Use popcorn strategy



SG2 U6  
Page 55

العامية

Write the calligraphy tools





STRATEGY



SG2 U6  
Page 55

Emotions and  
Feelings



## Emotional Map Strategy

emotion



What do you think?



What do you feel?

Give a sentence describing the picture:

.....

.....



Excellent



Good



Poor

STRATEGY



SG2 U6  
Page 55

Emotions and  
Feelings



## Emotional Map Strategy

emotion



- Arabic  
Calligraphy  
is a cultural  
heritage

- a man is  
writing a model  
line.



It is easy for me,  
and not difficult  
to copy the line  
using a black ink  
and putting dots.

What do you think?

What do you feel?

Give a sentence describing the picture:

Arabic calligraphy is the artistic practice of handwriting Arabic script.

Arabic calligraphy is used for decoration



Excellent



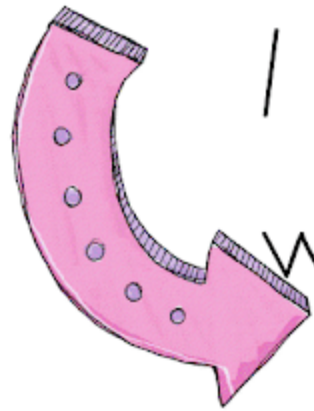
Good



Poor

# COMPREHENSION

I understand  
what I read.





I'm  
Thinking


I'm  
seeing

I'm  
Wondering

I'm Feeling

I'm  
noticing






العامية

the letters joined together.



cursive



Cursive




Cursive writing is written with rounded letters that are joined together.

# 8 Reading



الجاميها



Arabic calligraphy is the artistic practice of handwriting and calligraphy based on the Arabic alphabet.



## Arabic Calligraphy


# 8 Reading



How to  
improve your  
English  
handwriting  
on one line?

SG2 U6  
Page 55

العامية




1. Use a Nice Pen
2. Maintain a Relaxed Grip
3. Practice with a Worksheet.
4. Write on Lined Paper?

Practice more to Improve Your Handwriting.



## Arabic Calligraphy



العامية

attractive in appearance or behavior




elegant



elegant = attractive







العامية

An Arabic script style

Truth



الحمد لله  
الذي هدانا لهذا  
ما كنا لنهتدي لولا  
هدى الله لنا

بِسْمِ اللَّهِ الرَّحْمَنِ الرَّحِيمِ




an Arabic script variety of Islamic calligraphy.  
It is curved and oblique lines. oblique = indirect or slanted




الهامية

a style of Arabic script



Kufic

ميدان




الهامية  
KEKUFIC



relating to, or characteristic of Al Kufa





الهاميها

a smaller, round script of Islamic calligraphy.



Naskh

قال عليه الصلاة والسلام:

البرُّ حسنُ الخلقِ





العامية




Al-Raqqa line letters are among  
the easiest to write and read

Ruq'ah

بِسْمِ اللَّهِ الرَّحْمَنِ الرَّحِيمِ  
فَاطَةُ الرَّحْمَةِ



writing style of Arabic script intended for the rapid production of texts.



الهامية

a style of Islamic calligraphy  
that was developed in Persia.

الخط الفارسي  
AL-FARSI FONT



Farsi or Ta'liq

واذكر ربك اذ نسيت

بسم الله الكافي  
بسم الله الشافي



a calligraphic hand in Islamic calligraphy typically  
used for official documents written in Persian

Which Arabic calligraphy style is this script?


SG2 U6

Page 55

أنا ولسانك  
يرحمه  
ربكم أنا ولسانك  
كتبه عبید







Diwani is a calligraphic variety of Arabic script,  
a cursive style



Diwani





# 8 Reading



SG2 U6  
Page 55



بِسْمِ اللَّهِ الرَّحْمَنِ الرَّحِيمِ



وَمِنْ آيَاتِهِ أَنْ يُنْزِلَ الْغُلُوبَ



# 8 Reading



SG2 U6  
Page 55


## Handwriting

IN

Arabic

Font





العامية


the traditions, achievements and beliefs  
that are part of the history of a group or nation



# heritage



features belonging to the culture of a particular society, such as  
traditions and languages.



العامية

showing very clearly what someone  
thinks or feels

expressive



showing your feelings in your voice,  
behavior, or appearance - full of expression



S T R A T E G Y

WORD

Sunday 8\8\1442H  
March 21<sup>st</sup> \2021

JOB




العامية

# Unit:6

Thursday 23\4\1444H

17<sup>th</sup> November 2022




Reading

What Was It Like?

SG2 page 55



What is the words job?

paragraph	line	word	Part of speech	meaning
4	2	elegant	adjective	attractive because of being beautiful and simple;
1	2	heritage 	noun	The traditional beliefs, values and customs of a family, country, or society.
1	9	admire	noun	To like and respect something very much.

Reading

What Was It Like?

SG2 page 55



© Can Stock Photo



## Anticipation guide

Reading



Before Reading		Statement	After Reading	
Agree	Disagree		Agree	Disagree
		Diwani script is from the British Empire .		
		Kufic script is the oldest style.		
		There are nine main styles of Arabic calligraphy.		
		The word calligraphy means "beautiful writing."		

<https://www.liveworksheets.com/lj3258653ph>

T. Noureyah Alghamdi

الغامدي



# Unit:6

Thursday 23\4\1444H  
17<sup>th</sup> November 2022

Reading

What Was It Like?

SG2 page 55

10/10

Appreciation guide

Reading



Before Reading		Statement	After Reading	
Agree	Disagree		Agree	Disagree
		Diwani script is from the British Empire .		
		Kufic script is the oldest style.		
		There are nine main styles of Arabic calligraphy.		
		The word calligraphy means "beautiful writing."		

<https://www.liveworksheets.com/lj3258653ph>

T. Noureyah Alghamdi العناب





# Before Reading

What will this book be about?

What does the title tell me?

What do I already know about the topic?

What do I want to learn?

# During Reading

I wonder why...?

I'm curious about...?

What would happen if...?

How...?

How is the character feeling?

Does this make sense?

What do I think will happen next?

What have I learned so far?

# After Reading

What is my opinion of \_\_\_\_\_?

What was the author's message?

What did I learn?

Why is this information important?

What was the main idea?

What do I still want to know?

What new words did I learn?

Why did the author write this?

# 8 Reading



## BEFORE, DURING AND AFTER READING QUESTIONS

BEFORE	DURING	AFTER





## Activating Prior Knowledge



I can use what I already know to help me understand something new.  
I can think about what is going to happen based on what I already know and what I have read.



**K**

What I **know**

Introduce the topic and brainstorm with the class. Note down responses.

**W**

What I **want to know**

Record any questions the class has about the topic and/or turn textbook subheadings into questions.

**L**

What I **learned**

After reading or listening record what students say they have learned.  
Note any W questions that were answered.



## STRATEGY

## READING STRATEGY Using prior knowledge

## 8 Reading



What do I  
already know  
about this  
topic?

Have I seen this  
topic on  
Television or in  
a movie?

Have I read  
about this  
topic in a  
book

Does the topic  
remind me of  
any  
experiences I  
have had?

What would  
I like to  
learn about  
this topic?

الجامعيها





الجاميها



	What do I already know about this topic?
	What have I read that is similar?
	Do I recognise the author's name?
	What type of text is this?
	What sort of vocabulary would I expect to find in this text?
	What do the pictures tell me about the text?



# K.W.L. Chart



Topic: \_\_\_\_\_

<b>K</b> What I Already Know	<b>W</b> What I Want to Know	<b>L</b> What I Have Learned
<p>☺ tools for Arabic calligraphy</p>	<p>☺ What is a calligraphy?</p> 	<p>☺ styles of Arabic calligraphy</p> <p>☺</p> 



## Worksheet SG2/U6

## What Was It Like?

Date \_\_\_\_\_

8-Reading (page 55)

SQ3R

Leader Name: \_\_\_\_\_

Group No. (\_\_\_\_)

### Pre-Reading

How is your writing in English? -----

When do children begin to write in your country?-----

1) S: Find in the Reading text:

- 1 a country \_\_\_\_\_
- 2 a religion \_\_\_\_\_
- 3 an empire \_\_\_\_\_



### Choose the correct answer:

1. The special exhibit called Art of the (Pen - photo - Paper).
2. Farsi is an (expensive - upper - old) script.
3. (Kufic - Ruq'ah - Diwani) is a common script in printing and handwriting.



2) 3R: ①Read ②Recite ③Review

### Post-Reading

3) W: Draw script hand lettering that you like:



© What do you like to write? Why?



T. Noureyah Alghamdi  
SG2 U6 Reading page 55

	I understand today's work
	I understand some of the work today but need some help with other parts.
	I don't really understand the work today and need some help.

## Worksheet SG2/U6

## What Was It Like?

Date \_\_\_\_\_

8-Reading (page 55)

Leader Name: \_\_\_\_\_



### Anticipation guide

Before Reading		Statement	After Reading	
agree	disagree		agree	disagree
		Diwani script is from the British Empire .		
		Kufic script is the oldest style.		
		There are nine main styles of Arabic calligraphy.		
		The word calligraphy means "beautiful writing."		



### Main Idea

Match the main ideas in the text with its paragraph:

1. Today, there are six main styles of Arabic calligraphy. One of the oldest styles is Kufic script. It has straight, geometric letters that make it easy to cut into wood or stone. This is the script calligraphers used to write the first copies of the Holy Qur'an.  
The other main styles are cursive and have connecting letters. Thuluth is a long and elegant script that is often used to write the headings of surahs, Holy Qur'anic chapters. It is also the script of the Saudi Arabian flag, Naskh and
2. The word calligraphy means "beautiful writing." Arabic calligraphy has beautiful lines and shapes. But the true beauty of calligraphy is that it is used to write the holy words of the Qur'an. That is how and why the art of Arabic calligraphy started.  
The first Arabic system of writing (script) was very simple. Then, with the spread of Islam, there was a need for a more expressive form of writing to communicate Allah's words in the Holy Qur'an.

☐ The benefits of handwriting

☐ Styles of Arabic calligraphy

☐ Calligraphy and the Holy Qur'an

	I can do this. I'm ready to try something new.
	I'm getting there. I need a bit of help. I'm a bit unsure. I might need to practice.
	I need help! I don't understand this. I'm not ready to move on yet.

T. Noureyah Alghamdi  
SG2 U6 Reading page 55





## Before Reading

Listen and read along

What do you know about calligraphy? Can you write calligraphy?

## ART OF THE PEN: ARABIC CALLIGRAPHY



This summer, the Islamic Heritage Museum is proud to present a special exhibit called *Art of the Pen: Arabic Calligraphy*. Admire the beautiful art of Arabic calligraphy and Holy Qur'anic verse. Learn about the history of calligraphy and its development.

## Calligraphy and the Holy Qur'an

The word *calligraphy* means "beautiful writing." Arabic calligraphy has beautiful lines and shapes. But the true beauty of calligraphy is that it is used to write the holy words of the Qur'an. That is how and why the art of Arabic calligraphy started.

The first Arabic system of writing (script) was very simple. Then, with the spread of Islam, there was a need for a more expressive form of writing to communicate Allah's words in the Holy Qur'an.

It was important to have a clear script that all the people of Islam could easily read and understand.

## Styles

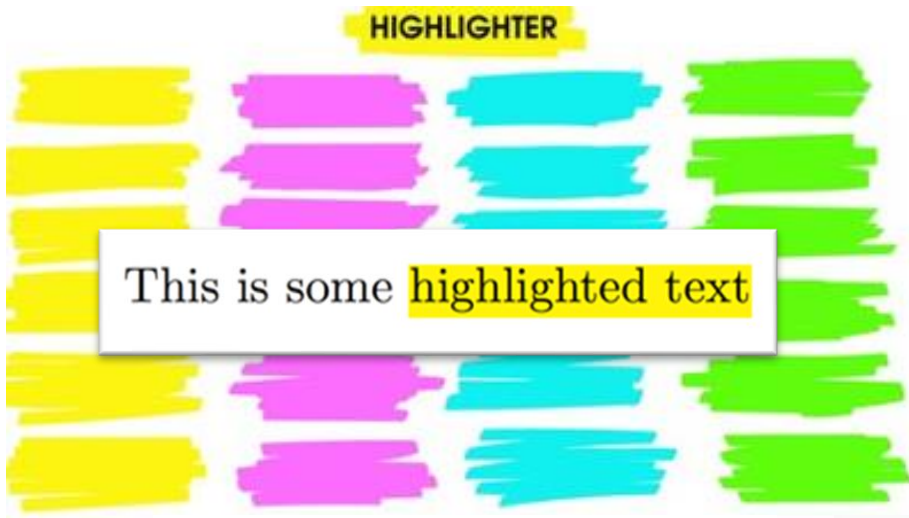
Today, there are six main styles of Arabic calligraphy. One of the oldest styles is *Kufic* script. It has straight, geometric letters that make it easy to cut into wood or stone. This is the script calligraphers used to write the first copies of the Holy Qur'an.

The other main styles are cursive and have connecting letters. *Thuluth* is a long and elegant script that is often used to write the headings of *surahs*, Holy Qur'anic chapters. It is also the script of the Saudi Arabian flag. *Naskh* and *Ruq'ah* are popular scripts that are common in printing and handwriting. They are generally smaller and easier to read and write. *Farsi* or *Ta'liq*, which means "hanging," is an old script from Persia that is sometimes used in literature. *Diwani* is a very decorative style from the Ottoman Empire that is often seen on greeting cards.



The art of producing beautiful writing, often created with a special pen or brush.







# 8 Reading



SG1 U6  
Page 55

الجامعي

## 1. the meaning of text evidence.

Text is written work.

Evidence is proof.

Text + Evidence is citing proof in the reading.



shutterstock.com · 339216881

## 2. Read through the text thoroughly.



It is helpful to read through the text independently and then together. That way struggling readers will be able to hear words that they may not have understood or read correctly.

**Answer the question using prior knowledge and inferences.**

**Predict:**

Use clues to  
infer what may  
happen.

**Connect:**

Use what I know  
to understand the  
text better.

**Infer:**

Use Clues and  
what I know to  
make sense of my  
reading.

**Question:**

Ask questions  
while reading.

**Visualize:**

Create mental  
images of what I  
am reading.

**Summarize:**

Determine which  
ideas are most  
important.







# 8 Reading



SG2 U6  
Page 55



# LOOK!

Find the **main ideas**



The main **idea**  
for each **paragraph**



# ART OF THE PEN: ARABIC CALLIGRAPHY



## Calligraphy and the Holy Qur'an

The word *calligraphy* means "beautiful writing." Arabic calligraphy has beautiful lines and shapes. But the true beauty of calligraphy is that it is used to write the holy words of the Qur'an. That is how and why the art of Arabic calligraphy started.

The first Arabic system of writing (script) was very simple. Then, with the spread of Islam, there was a need for a more expressive form of writing to communicate Allah's words in the Holy Qur'an.

It was important to have a clear script that all the people of Islam could easily read and understand.

## Styles

Today, there are six main styles of Arabic calligraphy. One of the oldest styles is *Kufic* script. It has straight, geometric letters that make it easy to cut into wood or stone. This is the script calligraphers used to write the first copies of the Holy Qur'an.

The other main styles are cursive and have connecting letters. *Thuluth* is a long and elegant script that is often used to write the headings of *surahs*, Holy Qur'anic chapters. It is also the script of the Saudi Arabian flag. *Naskh* and *Ruq'ah* are popular scripts that are common in printing and handwriting. They are generally smaller and easier to read and write. *Farsi* or *Ta'liq*, which means "hanging," is an old script that is sometimes used in literature. *Diwani* is a very decorative style from the Ottoman Empire that is often seen on greeting cards.



This summer, the Islamic Heritage Museum is proud to present a special exhibit called *Art of the Pen: Arabic Calligraphy*. Admire the beautiful art of Arabic calligraphy and Holy Qur'anic verse. Learn about the history of calligraphy and its development.



# 8 Reading

Answer the questions individually.  
Underline the part of the text that provided you with the answer.  
Go over the answers with your partner.

Education is the  
knowledge of this  
systematic training  
development of cha  
One of the most su

الجاميها

SG2 U6  
Page 55

Answers will vary. Sample answers:

## After Reading

1. What is so beautiful about calligraphy?
2. Why did the Prophet Mohammed, peace be upon him, need a clear system of writing?
3. How is *Kufic* script different from cursive scripts?
4. Where can you see examples of *Thuluth* script?



1. It is used to write the holy words of the Qur'an

2. It was important to have a clear script that all the people of Islam could easily read and understand.

3. Kufic script has straight, geometric letters that are not connected.

4. Thuluth is often used to write the headings of surahs, and it is the script on the Saudi Arabian flag.

# ART OF THE PEN: ARABIC CALLIGRAPHY



This summer, the Islamic Heritage Museum is proud to present a special exhibit called *Art of the Pen: Arabic Calligraphy*. Admire the beautiful art of Arabic calligraphy and Holy Qur'anic verse. Learn about the history of calligraphy and its development.

## Calligraphy and the Holy Qur'an

The word *calligraphy* means "beautiful writing." Arabic calligraphy has beautiful lines and shapes. But the true beauty of calligraphy is that it is used to write the holy words of the Qur'an. That is how and why the art of Arabic calligraphy started.

The first Arabic system of writing (script) was very simple. Then, with the spread of Islam, there was a need for a more expressive form of writing to communicate Allah's words in the Holy Qur'an.

It was important to have a clear script that all the people of Islam could easily read and understand.

## Styles

Today, there are six main styles of Arabic calligraphy. One of the oldest styles is *Kufic* script. It has straight, geometric letters that make it easy to cut into wood or stone. This is the script calligraphers used to write the first copies of the Holy Qur'an.

The other main styles are cursive and have connecting letters. *Thuluth* is a long and elegant script that is often used to write the headings of *surahs*, Holy Qur'anic chapters. It is also the script of the Saudi Arabian flag. *Naskh* and *Ruq'ah* are popular scripts that are common in printing and handwriting. They are generally smaller and easier to read and write. *Farsi* or *Ta'liq*, which means "hanging," is an old script that is sometimes used in literature. *Diwani* is a very decorative style from the Ottoman Empire that is often seen on greeting cards.





## 8 Reading

SG2 U6  
Page 55

### Discussion

Do you know about historic examples of calligraphy?  
Tell about them.



Kufic, Thuluth and Naskh

Say examples of **historic calligraphy** that you may have read about or seen in museums.

In small groups to discuss what you know about **historic calligraphy** you have seen or read about.

there are six main styles of Arabic calligraphy

# ART OF THE PEN: ARABIC CALLIGRAPHY



## Calligraphy and the Holy Qur'an

The word *calligraphy* means "beautiful writing." Arabic calligraphy has beautiful lines and shapes. But the true beauty of calligraphy is that it is used to write the holy words of the Qur'an. That is how and why the art of Arabic calligraphy started.

The first Arabic system of writing (script) was very simple. Then, with the spread of Islam, there was a need for a more expressive form of writing to communicate Allah's words in the Holy Qur'an.

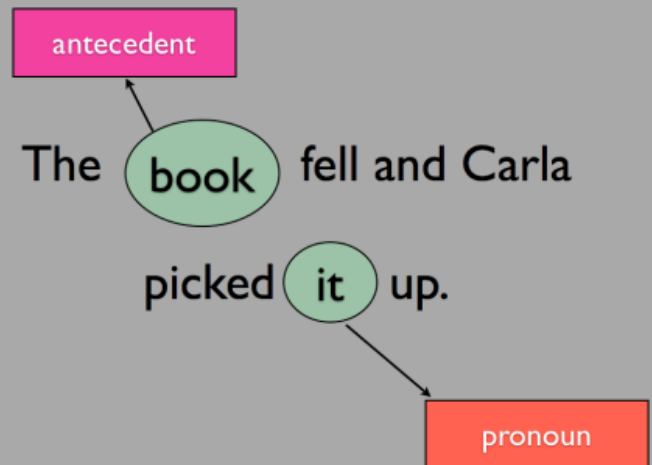
It was important to have a clear script that all the people of Islam could easily read and understand.

## Style

Today there are six main styles. The most common is Kufic script. It has straight, geometric letters that make it easy to cut into wood or stone. This is the script of the Holy Qur'an.

The other main styles are cursive. The long and elegant script that is often used for Qur'anic chapters. It is also the script used for the *Ruq'ah* are popular scripts that are used in printing and handwriting. They are generally smaller and easier to read and write. *Farsi* or *Ta'liq*, which means "Persian," is an old script that is sometimes used for literature. *Diwani* is a very decorative script from the Ottoman Empire that is often used on greeting cards.

## Pronoun Reference



This summer, the Islamic Heritage Museum is proud to present a special exhibit called *Art of the Pen: Arabic Calligraphy*. Admire the beautiful art of Arabic calligraphy and Holy Qur'anic verse. Learn about the history of calligraphy and its development.

# Special events!

wedding event



# EVENTS



SG2 U6  
Page 55

العامية


## Upcoming Events:

# Events

Marketing event



School event



Social media Event



Sport event



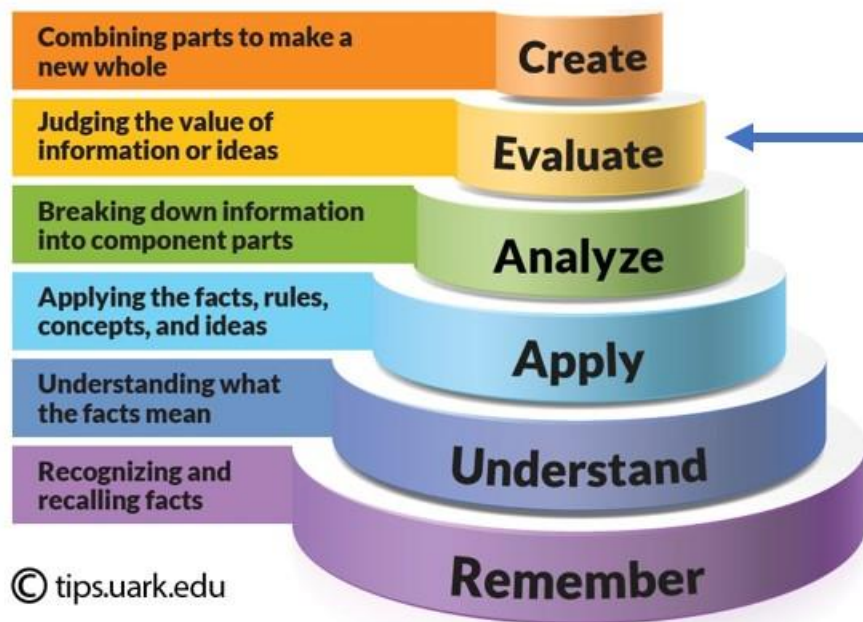


# 8 Reading



SG2 U6  
Page 55

Friday 30-2-1445  
Friday 15 September 2023



المواصفات Evaluate and assess the Reading Skills **RUBRIC**



Power Looking at How I Read		
Decoding - Fluency	Yes ☺	No ☹
I read smoothly with expression	Yes ☺	No ☹
semantic cueing - Vocabulary - word solving	Yes ☺	No ☹
I used clues in the text to know the meaning of words		
Characters - Events	Yes ☺	No ☹
I named important characters and events		
Comprehension	Yes ☺	No ☹
I stopped to think about what is happening		
I generated questions and ideas		
I was able to explain what I read		
I answered questions about the text.		
I found the main ideas and supporting details		
I connected what I learned in one paragraph to others		
I read the topic		
I looked for key words and concepts		
Retention	Yes ☺	No ☹
I summarized information I read		
On -Task Behavior	Yes ☺	No ☹
I participated with the group the whole time		
I was on my best behavior the whole time		



# 8 Reading



العامية Evaluate and assess the Reading Skills

**RUBRIC**



SG2 U6  
Page 55

Power Looking at How I Read		
Decoding - Fluency	Yes ☺	No ☹
I read smoothly with expression		
semantic cueing - Vocabulary - word solving	Yes ☺	No ☹
I used clues in the text to know the meaning of words		
Characters - Events	Yes ☺	No ☹
I named important characters and events		
Comprehension	Yes ☺	No ☹
I stopped to think about what is happening		
I generated questions and ideas		
I was able to explain what I read		
I answered questions about the text.		
I found the main ideas and supporting details		
I connected what I learned in one paragraph to others		
Judgement	Yes ☺	No ☹
I read the topic		
I looked for key words and concepts		
Retention	Yes ☺	No ☹
I summarized information I read		
On -Task Behavior	Yes ☺	No ☹
I participated with the group the whole time		
I was on my best behavior the whole time		





Alhamiya Support for  
teachers and students  
Educational link,  
Free of charge

ساند الهمية للمعلمين والمعلمات  
للطلاب والطالبات  
وقف خيري تعليمي بلا مقابل  
لوالدي رحمه الله والهمية  
ولوالدي الغالية أطل الله في عمرها  
اختكم المعلمة :  
نورية صالح الغامدي

<b>GOAL 1</b>			
1. Goal Setting	1	1. Goal Setting	1
2. Planning & Action	2	2. Planning & Action	2
3. Review & Reflection	3	3. Review & Reflection	3
4. Evaluation & Feedback	4	4. Evaluation & Feedback	4
5. Goal Setting	5	5. Goal Setting	5
6. Planning & Action	6	6. Planning & Action	6
7. Review & Reflection	7	7. Review & Reflection	7
8. Evaluation & Feedback	8	8. Evaluation & Feedback	8
9. Goal Setting	9	9. Goal Setting	9
10. Planning & Action	10	10. Planning & Action	10
11. Review & Reflection	11	11. Review & Reflection	11
12. Evaluation & Feedback	12	12. Evaluation & Feedback	12
13. Goal Setting	13	13. Goal Setting	13
14. Planning & Action	14	14. Planning & Action	14
15. Review & Reflection	15	15. Review & Reflection	15
16. Evaluation & Feedback	16	16. Evaluation & Feedback	16
17. Goal Setting	17	17. Goal Setting	17
18. Planning & Action	18	18. Planning & Action	18
19. Review & Reflection	19	19. Review & Reflection	19
20. Evaluation & Feedback	20	20. Evaluation & Feedback	20
21. Goal Setting	21	21. Goal Setting	21
22. Planning & Action	22	22. Planning & Action	22
23. Review & Reflection	23	23. Review & Reflection	23
24. Evaluation & Feedback	24	24. Evaluation & Feedback	24
25. Goal Setting	25	25. Goal Setting	25
26. Planning & Action	26	26. Planning & Action	26
27. Review & Reflection	27	27. Review & Reflection	27
28. Evaluation & Feedback	28	28. Evaluation & Feedback	28
29. Goal Setting	29	29. Goal Setting	29
30. Planning & Action	30	30. Planning & Action	30
31. Review & Reflection	31	31. Review & Reflection	31
32. Evaluation & Feedback	32	32. Evaluation & Feedback	32
33. Goal Setting	33	33. Goal Setting	33
34. Planning & Action	34	34. Planning & Action	34
35. Review & Reflection	35	35. Review & Reflection	35
36. Evaluation & Feedback	36	36. Evaluation & Feedback	36
37. Goal Setting	37	37. Goal Setting	37
38. Planning & Action	38	38. Planning & Action	38
39. Review & Reflection	39	39. Review & Reflection	39
40. Evaluation & Feedback	40	40. Evaluation & Feedback	40
41. Goal Setting	41	41. Goal Setting	41
42. Planning & Action	42	42. Planning & Action	42
43. Review & Reflection	43	43. Review & Reflection	43
44. Evaluation & Feedback	44	44. Evaluation & Feedback	44
45. Goal Setting	45	45. Goal Setting	45
46. Planning & Action	46	46. Planning & Action	46
47. Review & Reflection	47	47. Review & Reflection	47
48. Evaluation & Feedback	48	48. Evaluation & Feedback	48
49. Goal Setting	49	49. Goal Setting	49
50. Planning & Action	50	50. Planning & Action	50
51. Review & Reflection	51	51. Review & Reflection	51
52. Evaluation & Feedback	52	52. Evaluation & Feedback	52
53. Goal Setting	53	53. Goal Setting	53
54. Planning & Action	54	54. Planning & Action	54
55. Review & Reflection	55	55. Review & Reflection	55
56. Evaluation & Feedback	56	56. Evaluation & Feedback	56
57. Goal Setting	57	57. Goal Setting	57
58. Planning & Action	58	58. Planning & Action	58
59. Review & Reflection	59	59. Review & Reflection	59
60. Evaluation & Feedback	60	60. Evaluation & Feedback	60
61. Goal Setting	61	61. Goal Setting	61
62. Planning & Action	62	62. Planning & Action	62
63. Review & Reflection	63	63. Review & Reflection	63
64. Evaluation & Feedback	64	64. Evaluation & Feedback	64
65. Goal Setting	65	65. Goal Setting	65
66. Planning & Action	66	66. Planning & Action	66
67. Review & Reflection	67	67. Review & Reflection	67
68. Evaluation & Feedback	68	68. Evaluation & Feedback	68
69. Goal Setting	69	69. Goal Setting	69
70. Planning & Action	70	70. Planning & Action	70
71. Review & Reflection	71	71. Review & Reflection	71
72. Evaluation & Feedback	72	72. Evaluation & Feedback	72
73. Goal Setting	73	73. Goal Setting	73
74. Planning & Action	74	74. Planning & Action	74
75. Review & Reflection	75	75. Review & Reflection	75
76. Evaluation & Feedback	76	76. Evaluation & Feedback	76
77. Goal Setting	77	77. Goal Setting	77
78. Planning & Action	78	78. Planning & Action	78
79. Review & Reflection	79	79. Review & Reflection	79
80. Evaluation & Feedback	80	80. Evaluation & Feedback	80
81. Goal Setting	81	81. Goal Setting	81
82. Planning & Action	82	82. Planning & Action	82
83. Review & Reflection	83	83. Review & Reflection	83
84. Evaluation & Feedback	84	84. Evaluation & Feedback	84
85. Goal Setting	85	85. Goal Setting	85
86. Planning & Action	86	86. Planning & Action	86
87. Review & Reflection	87	87. Review & Reflection	87
88. Evaluation & Feedback	88	88. Evaluation & Feedback	88
89. Goal Setting	89	89. Goal Setting	89
90. Planning & Action	90	90. Planning & Action	90
91. Review & Reflection	91	91. Review & Reflection	91
92. Evaluation & Feedback	92	92. Evaluation & Feedback	92
93. Goal Setting	93	93. Goal Setting	93
94. Planning & Action	94	94. Planning & Action	94
95. Review & Reflection	95	95. Review & Reflection	95
96. Evaluation & Feedback	96	96. Evaluation & Feedback	96
97. Goal Setting	97	97. Goal Setting	97
98. Planning & Action	98	98. Planning & Action	98
99. Review & Reflection	99	99. Review & Reflection	99
100. Evaluation & Feedback	100	100. Evaluation & Feedback	100

<div> <div>GOAL 2</div> <div> <div> <div>1. Goal Setting</div> <div>2. Goal Setting</div> <div>3. Goal Setting</div> <div>4. Goal Setting</div> <div>5. Goal Setting</div> <div>6. Goal Setting</div> <div>7. Goal Setting</div> <div>8. Goal Setting</div> <div>9. Goal Setting</div> <div>10. Goal Setting</div> <div>11. Goal Setting</div> <div>12. Goal Setting</div> <div>13. Goal Setting</div> <div>14. Goal Setting</div> <div>15. Goal Setting</div> <div>16. Goal Setting</div> <div>17. Goal Setting</div> <div>18. Goal Setting</div> <div>19. Goal Setting</div> <div>20. Goal Setting</div> <div>21. Goal Setting</div> <div>22. Goal Setting</div> <div>23. Goal Setting</div> <div>24. Goal Setting</div> <div>25. Goal Setting</div> <div>26. Goal Setting</div> <div>27. Goal Setting</div> <div>28. Goal Setting</div> <div>29. Goal Setting</div> <div>30. Goal Setting</div> </div> </div> </div>		<div> <div>1. Goal Setting</div> <div>2. Goal Setting</div> <div>3. Goal Setting</div> <div>4. Goal Setting</div> <div>5. Goal Setting</div> <div>6. Goal Setting</div> <div>7. Goal Setting</div> <div>8. Goal Setting</div> <div>9. Goal Setting</div> <div>10. Goal Setting</div> <div>11. Goal Setting</div> <div>12. Goal Setting</div> <div>13. Goal Setting</div> <div>14. Goal Setting</div> <div>15. Goal Setting</div> <div>16. Goal Setting</div> <div>17. Goal Setting</div> <div>18. Goal Setting</div> <div>19. Goal Setting</div> <div>20. Goal Setting</div> <div>21. Goal Setting</div> <div>22. Goal Setting</div> <div>23. Goal Setting</div> <div>24. Goal Setting</div> <div>25. Goal Setting</div> <div>26. Goal Setting</div> <div>27. Goal Setting</div> <div>28. Goal Setting</div> <div>29. Goal Setting</div> <div>30. Goal Setting</div> </div>
<div> <div>الثاني متوسط</div> </div>		

<b>GOAL 3</b>		1. ... 2. ... 3. ... 4. ... 5. ... 6. ... 7. ... 8. ... 9. ... 10. ... 11. ... 12. ... 13. ... 14. ... 15. ... 16. ... 17. ... 18. ... 19. ... 20. ... 21. ... 22. ... 23. ... 24. ... 25. ... 26. ... 27. ... 28. ... 29. ... 30. ...
<b>الثالث متوسط</b>		1. ... 2. ... 3. ... 4. ... 5. ... 6. ... 7. ... 8. ... 9. ... 10. ... 11. ... 12. ... 13. ... 14. ... 15. ... 16. ... 17. ... 18. ... 19. ... 20. ... 21. ... 22. ... 23. ... 24. ... 25. ... 26. ... 27. ... 28. ... 29. ... 30. ...



لا أحل من ينسب أعمالي لنفسه أو ينشرها بأسمه  
لا أحل من ينسب جهدي وتعبتي ووقتي ووقت ابنتي الصغار  
في تحضير البوربوينت وشرائه ووراق العمل وتساير المراجعة  
والخطط العلاجية وغيرها لنفسه  
هي للنفع العام في التعليم والتدريس وتيسير المادة للطلاب والطالبات  
والمعلمين والمعلمات في مجال التدريس وليس للبيع  
وقف خيري لوالدي رحمه الله والهمية  
اختكم نورية صالح الهمية الغامدي

# 6 What Was It Like?



Do the live Worksheet Exercise  
then upload the photo of the completed activity.

## live worksheet\



# activity

# 6 What Was It Like?

بعد حل ورقة العمل  
يتم ارسال صورة لذلك  
في قسم الإثراءات  
على المنصة

Unit:6 Thursday 23\4\1444H  
17th November 2022

Reading What Was It Like? SG2 page 55

10/10

Occupation guide Reading

Before Reading		Statement	After Reading	
Agree	Disagree		Agree	Disagree
		Diwani script is from the British Empire .		
		Kufic script is the oldest style.		
		There are nine main styles of Arabic calligraphy.		
		The word calligraphy means "beautiful writing."		

T. Noreyah Alghamdi العارضة

يكتفى بصورة واحدة لتمرين واحد فقط 😊



# HOMEWORK



## Platform

SCHOOL PLATFORM



# HOMEWORK



نوع السؤال: إختيار من متعدد

:The word 'calligraphy' means

big writing ☐

creative writing ☐

beautiful writing ☒

واجب المنصة

للتذكير ●



## Workbook

Page 212\ F

بعد حل الواجب

يتم ارسال صورة لذلك

في قسم الأنشطة

على المنصة



activity

يكتفى بصورة واحدة لتمرين واحد فقط 😊



المقرر \*

المرحلة المتوسطة - الصف الثاني المتوسط - الفصل الدراسي الثاني - Super Goal

What Was It Like?

Reading + Project

SG2 U6 Reading and project T2 1444

اسم النشاط \*

تصنيف النشاط \*

أخرى

أخرى

workbook

مستوى التصنيف \*

☒ منهجي ☐ غير منهجي

مصدر النشاط \*

☐ كتاب الطالب ☐ نشاط خارجي أو من ملف ☐ كتاب النشاط

الوصف

.Complete Workbook Page 212 Exercise F and upload the photo of the completed activity

رقم الصفحة \*

212

رقم السؤال في الكتاب \*

212

طريقة تسليم النشاط \*

☒ ملف ☐ كتابة ☐ خارج النظام

نطاق النشاط \*

☒ خاص بي فقط ☐ متاح لجميع معلمي المدرسة



إلغاء

حفظ

homework



# Homework




Assign page  
**212** for  
additional  
reading  
practice.  
Exercise **F**

Workbook



6 What Was It Like?




Read the story.

I'm Ahmed from Riyadh. Last summer, my older brother and I went to Sudan. My brother works for a charity that gives healthful food and school supplies to children there. They do fantastic work, but not many people know about it.

His charity asked me to make a website for them so people could read about their work and help by giving money. I spent eight weeks in Sudan altogether. For the first two weeks, I traveled to different villages to learn about the charity. I was excited to help my brother and became proud of his work. Then, I went back to the capital city, Khartoum, and I designed and tested the new website. It was a success! Lots more people are giving money now to help the Sudanese children.

It was an amazing experience. I met a lot of new people and lived in a different culture. After I went back to Saudi Arabia, my parents said I could do the same work from home. So, I discovered two other charities and designed websites for them. I love the work. Now I know what I want to do after college.



- 2 Ahmed traveled to villages in Sudan.
- 1 A charity asked Ahmed to design their website.
- 6 His parents said he could help other charities.
- 7 He designed websites for two other charities.
- 5 Ahmed went back to Saudi Arabia.
- 4 People started giving money.
- 3 Ahmed made the new website.



أتمنى الاهتمام بمتابعة الدروس  
في قنوات **عين** الرسمية من  
وزارة التعليم



T.Noureyah Alghamdi

The end



نوع السؤال: اختيارات من متعدد

:The main six styles of Arabic calligraphy that are mentioned in page 53 are



Kufic ☐

Naskh ☐

Ruq'ah ☐

Sultan ☐

Farsi ☐

Diwani ☐

Akeek ☐

Thuluth ☐


## نوع السؤال: إختيار من متعدد

...Communicate' means'

.contact ☐

.point ☐

.basic point ☐



Practice  
makes  
perfect

## نوع السؤال: إختيار من متعدد



..Headings' means'

- .the beginning of a passage ☐
- .the end of a passage ☐
- .the middle of a passage ☐





نوع السؤال: إختيار من متعدد

...Spread' means'

- .cover a large area ☐
- .cover a small area ☐
- .cover an area ☐

# 8 Reading



## Teaching Tip

When students learn about a new subject in class, for example, exhibits in a science museum, encourage them to follow up on what they have learned by doing further research on the subject.



## Additional Activity

Have students work in pairs to rewrite the Conversation, imagining that Majid did not like the restaurant. Then have them act out their conversations for the class.



## Project: Museum Exhibits

Have students get information about museum exhibits in their town or nearby towns. They should provide information about location, times, and cost, as well as a description of the exhibits. They should also provide some historical or background information about the exhibit.



- Calligraphers write with a traditional pen called a *qalam*. It is usually made of reed or bamboo. The end of the pen is cut so the size and angle are appropriate for the script it is going to write.
- Calligraphy is usually written with black ink made of soot, gum arabic, and water. It is water-soluble so mistakes can be easily corrected. Colored ink and even gold are often used in the Holy Qur'an.
- Historically, calligraphy was written on papyrus (made from reeds) and parchment (made from animal skin) until paper was introduced. The paper is often colored by the calligrapher.