

STUDENT'S BOOK
2

WE CAN!

Yoko Matsuka and Glenn McDougall



وزارة التعليم
Ministry of Education
2022 - 1444



We Can! Student's Book 2

We Can! Copyright © 2009 by McGraw-Hill Education

Adaptation Copyright © 2023 by McGraw-Hill Education (UK) Limited

Published by arrangement with McGraw Hill LLC

ALL RIGHTS RESERVED. NO PART OF THIS BOOK MAY BE REPRODUCED OR TRANSMITTED IN ANY FORM OR BY ANY MEANS, ELECTRONIC OR MECHANICAL, INCLUDING PHOTOCOPYING, RECORDING OR BY INFORMATION STORAGE AND RETRIEVAL SYSTEMS, WITHOUT PERMISSION IN WRITING FROM MCGRAW HILL.

ISBN: 9781398928183

Series consultant: Mayumi Tabuchi

Project manager: Judy MacDonald, **Development editor:** Steve Longworth, **Editor:** Anne Tseng,

Production manager: Alfonso Reyes, **Designer:** Kate Vandestadt, **Design supervision:** Peter Shaw



www.mheducation.com

© 2023. Exclusive rights by McGraw-Hill Education (UK) Limited for manufacture and export. This book cannot be re-exported from the country to which it is sold by McGraw-Hill Education (UK) Limited.

Photo Credits

SB: iii (t)©Tatweer Co. for Educational Services; **18** (tcr)©Eric Isselee/Shutterstock, (tr)©Aleksandr Bryliaev/Alamy Stock Photo, (cl)©Life on white/Alamy Stock Photo, (cr)©Life on white/Alamy, (bcl)©Ian 2010/Shutterstock, (br)©Judith Collins/Alamy Stock Photo; **20** (bl)©D. Hurst/Alamy Stock Photo, (br)©valzan/Shutterstock, (inset)©Life on white/Alamy Stock Photo; **24** (c)©Save nature and wildlife/Shutterstock; **26** (tl)©oleksiy/123RF, (tr)©Life on white/Alamy Stock Photo, (cl)©Allan Swart/Alamy Stock Photo, (cr)©D. Hurst/Alamy Stock Photo, (bl)©YAY Media AS/Alamy, (br)©Enjoylife/Alamy Stock Photo; **34** (tl)©Aleksandrs Samuilovs/Alamy Stock Photo, (tr)©nathapol HPS/Shutterstock, (cl)©YAY Media AS/Alamy, (cr)©Svetlana Foote/Alamy, (bl)©Chris Clor/Blend Images, (br)©LightField Studios/Shutterstock; **41** (l)©lynx/iconotec.com/Glowimages, (c)©Holly Hildreth/McGraw Hill, (r)©Ingram Publishing/Alamy Stock Photo; **45** (l-r, t-b)©Andrew Paul Deer/Shutterstock, (2)©Jan Stria/Shutterstock, (3)©Davesayit/Shutterstock, (4)©Tatiana Grozetskaya/Shutterstock, (5)©Vaclav Sebek/Shutterstock, (6)©paula french/Shutterstock, (7)©davegkugler/Shutterstock, (8)©Nick Fox/Shutterstock, (9)©Donovan van Staden/Shutterstock, (10)©four Oaks/123RF, (11)©Glow Images, (12)©semue85/Shutterstock, (13)©Panther Media GmbH/Alamy Stock Photo; **46** (t-b)©Pix One/Shutterstock, (2)©Fotos593/Shutterstock, (3)©Chase Swift/Getty Images, (4)©Tom Reichner/Shutterstock, (5)©McGraw-Hill Education, (6)©Seregam/Shutterstock, (7)©Jan Stria/Shutterstock, (8)©Martin Strmiska/Alamy Stock Photo, (9)©Elko Tsuchiya/Shutterstock; **50** (l-r, t-b)©bigjom jom/Shutterstock, (2)©David Carillet/Shutterstock, (3)©Tatweer Co. for Educational Services, (4)©Alina Zamogilnykh/Shutterstock, (6)© McGraw-Hill Education; **56** ©Tatweer Co. for Educational Services; **57** (l-r, t-b)©Moatassem/Shutterstock, (2)©Alexander Chaikin/Shutterstock, (3)©allexandar/123RF, (4)©Volodymyr Dvornyk/Shutterstock, (5)©AHMAD FAIZAL YAHYA/Shutterstock, (6)©Tatweer Co. for Educational Services, (7)©dnaveh/Shutterstock, (8)©Volodymyr Dvornyk/Shutterstock; **59** (1)©Aui Meesri/Shutterstock, (2)©Mikbiz/Shutterstock, (3)©Hannu Liivaar/Alamy, (4)©Tom Saga/Shutterstock, (5)©vkstudio/Alamy; **62** (l-r)© McGraw-Hill Education, (2)©pmozz/Shutterstock, (3)©George Doyle/SuperStock, (4)©Irina Nartova/Shutterstock; **64** (l-r)©James Gathany/CDC, (2)©Punit Gupta, (3)©Elenamiv/Shutterstock, (4)©fam Dubai/Shutterstock; **70** (l-r)©Gordana Sermek/Shutterstock, (2)©Zurijeta/Shutterstock, (3)©zi3000/Shutterstock, (4)©MWermuth/Shutterstock; **72** (l-r, t-b)©Lana Stem/Shutterstock, (2)©Lana Stem/Shutterstock, (3)©Fernandodias/Shutterstock, (4)©Istvan Csak/Shutterstock, (5)©Istvan Csak/Shutterstock, (6)©Photoongraphy/Shutterstock, (7)©Aakash Bagchi/Shutterstock, (8)©Nor Gal/Shutterstock, (9)©demidoff/Shutterstock; **73** Es sarawuth/Shutterstock; **74** (l-r, t-b)©Yuri Arcurs/DesignPics, (2)©Ruslan Kudrin/Shutterstock, (3)©Radius Images/Image Source, (4)©Cosminiftode/Shutterstock, (5)©Bohbeh/Shutterstock, (6)©Image Source; **82** (cl)©b71/Shutterstock, (cl)©Ammar Rasheed/Shutterstock, (cl)©Vladislav Ashikhmin/Alamy Stock Vector, (cr)©Tarikdiz/Shutterstock, (bl)©tiny windmill/Shutterstock, (br)©tiny windmill/Shutterstock; **90** (cl)©baibaz/Shutterstock; **91** (tl)©Orla/Shutterstock; **96** ©Tatweer Co. for Educational Services; **98** (c)©mkos83/123RF, (inset)©Zurijeta/Shutterstock; **104** (1)©Chris Clor/Blend Images; **106** (inset)©Life on white/Alamy Stock Photo, (1)©Save nature and wildlife/Shutterstock, (10)©valzan/Shutterstock; **108** (5)©Colorfuel Studio/Shutterstock; **109** (11)©Colorfuel Studio/Shutterstock.



وزارة التعليم

Ministry of Education

2022 - 1444

Contents

السلامة

Student's Book

Term 1

Introduction:	Classroom English	2
Unit 1	Feelings	4
Unit 2	Things We Wear	12
Unit 3	Things We Do	20

Term 2

Unit 4	Beautiful Nature	28
Unit 5	Friends, Actions, Things	36
Unit 6	Wild Animals	44
Unit 7	From Here to There	52

Term 3

Unit 8	My House	60
Unit 9	My Things	68
Unit 10	My Day, Animals, Places	76

Phonics Practice	84
-------------------------	----


Picture Dictionary	102
---------------------------	-----

Audio Track Lists	110
--------------------------	-----

Word Lists	115
-------------------	-----

Objectives	118
-------------------	-----

Workbook	120
-----------------	-----



Syllabus

Unit and Topic	Talk Time	Rhythms and Listening
Introduction	Good morning. Welcome to class. Let's play a game. Good idea! Watch me. Make pairs. Okay. Let's start! Yeah! Okay! Stop! Are you ready? Let's do it again. One more time. Please listen to me. Wow! Good job! Let's finish. You were great! Good-bye.	
Term 1		
1 Feelings	Hello. Hi. It's nice to meet you. It's nice to meet you, too. How are you? I'm great, thanks. And you? I'm fine.	Chant: <i>If You're Happy and You Know It</i> Clap your hands. Stamp your foot. Nod your head. Snap your fingers. Thump your chest.
2 Things We Wear	Wow! I like your (hat). Thank you. Whose (hat) is this? It's not mine. It's mine. Thank you. You're welcome.	Chant: <i>Who is Wearing Green?</i> I am wearing green today. Look at me. I am. I'm not. Color review
3 Things We Do	Hello. Can I speak to (Joe)? Speaking. What are you doing? I'm (watching TV). And you? I'm (eating snacks).	Chant: <i>What Are You Doing?</i> I'm doing karate. I'm playing football.
Term 2		
4 Beautiful Nature	Look! It's a (snake, plastic bag). It's (short / long, beautiful / ugly). Look at the beautiful ...	Chant: <i>I Love the Mountains</i> I love the (mountains, rolling hills, flowers, daffodils, campfire when all the stars are out).
5 Friends, Actions, Things	Good morning (Ali). Where's (Jake)? He can't (come). He's (helping his brother). This is my (friend Omar). Nice to meet you (Omar)! Nice to meet you, too! Ready? Let's (go to the new computer store!) Chant: "Good morning!" Chant Good morning/ afternoon/ evening! Goodnight!	Chant: <i>We're playing, we're cycling</i> (Our friends) are (laughing, jumping, cycling) as happy as can be! (His friend) is (walking, talking, not cycling) Are you/ they (playing, cycling)? We're not (playing), they're not (cycling)

Words in Action	Phonics	Phonics Practice
Term 1		
What's the matter? I'm (hungry, thirsty, hot, cold, sleepy, scared).	Consonants-C and Cl, L and Cl cap, clap, lock, clock Long/short vowels a and a_e, i and i_e cap, cape, tap, tape, pin, pine, ink, Tim, time, iron	Phonics Jingle
I'm wearing (a T-shirt, a jacket, a cap, jeans, a skirt, sunglasses, a sweater, a blouse, a hat, shoes).	Consonants – P and B <i>P and B Jingles</i> parrot, pen, panda bear, banana, bed Consonant clusters – pl and bl plane, plate, blue, black -gr, grass, green, great -who, whose, who and what, white	Handwriting Practice: Phonics Key Words
What are you doing? I'm (watching TV, eating snacks, doing karate / my homework, playing football / computer games).	Consonants – T and D <i>T and D Jingles</i> tiger, tomato, telephone door, doll, duck -ph, phone, photo, phonics, elephant -ing, ring, wing, speaking, doing, watch- ing, eating, playing tr and dr, tree, truck, dress, drink	Words with a e i o u
Term 2		
It's (long / short, big / small, quiet / noisy, weak / strong).	Consonants – C and G <i>C and G Jingles</i> cat, cake, cap goat, gorilla, girl Consonant clusters – gr and cr, gl and cl class, crab, glass, grass sn and sh snake, shake, snow, show /z/, /s/, /iz/ mountains, flowers, hills, cats, ducks, snakes, faces, dresses, noses	Words with a_e, i_e Long Vowels
They're (sweet, sour, hot, cold, salty, tasty) That's right! Do you want one?	Plural endings /z/, /s/, /iz/ She has (sandwiches) and (orange juice). She has (orange juice) but she doesn't have (apples). Whose (hat) is that? Maybe, It's (Noura)'s	



Syllabus

Unit and Topic	Talk Time	Rhythms and Listening
6 Wild Animals	Look! It's (a baby monkey, an elephant). Monkeys are cute. Elephants are big. Where's the (lion, snake)? It's over there. / It's here.	Chant: <i>Animal Chant</i> I will catch a (monkey, elephant, tiger, snake, bear) by the (toes, tail, nose). Sounds: monkey, elephant, tiger, snake, bear
7 From Here to There	Excuse me. Where's the train station? Walk straight and turn left. How do you go to school? I walk. How about you? I go by school bus.	Chant: <i>When You See a Red Light</i> red, yellow, green, stop, wait, go
Term 3		
8 My House	Hello. Welcome to our house. Would you like to come in? Yes, please. I'll show you around. Thanks. This is the (living room).	Chant: <i>Where's the Boy?</i> Where's (Ali, mother, the boy)? In the (bathroom, kitchen, dining room, yard, bedroom).
9 My Things	Can I have some candy? Sure. Here you go. Great! Thanks. How many are there? Let's count them. Numbers 1–100. That's a lot.	Chant: <i>Things on My Desk</i> pens, pencils, paper, glue, scissors, erasers, candy
10 My Day, Animals, Places	Tell me about your day! I get up at 6 o'clock. What time do you eat lunch? At 2.00 o'clock. Then I do my homework. Do you watch TV in the evening? Yes, I do. What do you do on Saturday? I play with my friends. Sunday, Monday, Wednesday, Thursday, Friday, Saturday.	Chant: <i>Which animal is it?</i> Its (jaws are huge). Their (skin is green) Can (ostriches) run? Yes, they can. Can they fly? No, they can't. (Ostriches) can (run) but (they) can't (fly!) sunny, cloudy, rainy, snowy

Words in Action	Phonics	Phonics Practice
Elephants (are big, have trunks). Zebras (are black and white, have stripes). Crocodiles (are scary, have big teeth). Chimpanzees (are smart, have long arms). Snakes (are long, have no arms or legs). Hippos (are fat, have big mouths).	Long/short vowels o and o_e, u and u_e, oo, ea octopus, fox, rose, rope cup, bus, duck, cube, huge, uniform book, foot, cook, food, boot, moon head, bread, feather, peach, meat, bread Final s hippos, crocodiles, snakes, elephants, dresses, faces	Words with -s ending Words with bl, pl Consonant Blends
Watch out! It's a / an (truck, bus, train, motorbike, car, bicycle, taxi, police car, ambulance). taxi stand, hospital, school, train station, airport, space station, moon	Consonant clusters/blends st, sl, bl, cl, fl, gl, pl station, step, stop, sleep, slip, black, blue, class, clock, plant, plate, glass, glue, flag, fly Consonant digraphs sh, ch ship, sheep, chip, cheese	Words with short and long oo Words with gr, gl and cr, cl Words with fl, fr and dr, tr
Term 3		
The mouse is (on, in, under, next to, behind) the (chair, cupboard, bed, fridge, table).	Consonant clusters/blends pr, fr, prize, present, fries, frog Diphthongs ou mountain, cloud, mouse, house Short vowels o, u dot, not, hot, ox, fox, box, nut, but, cut, sun, fun, run	Words with br, pr Words with wh, w, h, and ph Words with sm, sn and st, sl
What's this? / What are these? It's a / They're (computer game/s, comic book/s, music player/s, cell phone/s, wallet/s, watch/es).	Consonant clusters/blends sm, sn, sp, sw smile, small, snail, snack, spider, spring, sport, sweater, swing, swan Vowels - a, e, i, o, u fat, cat, sat, mat, hen, pen, in, on, fox, box, bug, rug.	Words with bl, br, fl, fr, cl, cr, dr Long vowel sounds
Does he work in an office? Yes, he does./ No, he doesn't. Is he (an/ architect, astronaut, a/ businessman, computer technician, cook, doctor, farmer, firefighter, pilot, teacher)? Yes, he is./ No, he isn't. He/she has (short brown hair, long hair, brown eyes, short blond hair.) He/She is tall/ short.	Long Vowels ee, ea/ ea sleep, read, head, sheep, meat, bread Irregular plurals man/ men, woman/ women, child/ children, foot/ feet, mouse/ mice next to, opposite, between, near, on	



Introduction: Classroom English

1 Listen and point.





Unit 1 Feelings

Talk Time

1 Listen and point.




2 Practice the talks in pairs.

3 Act out the talks in pairs.



Remember the Big Four




1. Use lots of facial expressions, like big smiles.
2. Use your body to make gestures.
3. Talk with a strong voice.
4. Keep eye contact when you speak to someone.

Fun Time!

4 Greeting Line

Talk to the teacher and leader.



I Can ...

- greet my teacher and ask "How are you?"
- say "I'm first, second, third ..."



GOAL 01



GOAL 02

Rhythms and Listening

1 Chant and do.



If You're Happy and You Know It

If you're **happy** and you **know** it,

Clap your **hands**. (👏, 👏)

If you're **happy** and you **know** it,

Clap your **hands**. (👏, 👏)

If you're **happy** and you **know** it,

Then your **face** will surely **show** it,

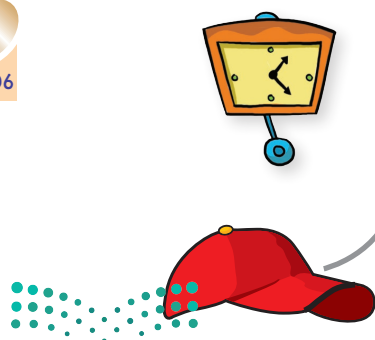
If you're **happy** and you **know** it,

Clap your **hands**. (👏, 👏)



Sounds and Letters

2 Listen, say, and match.



cap

clap

lock

clock





Fun Time!

3

Confusion Game

Try and trick your partner!



E J C H D
B I A F G

1 first


2 second

3 third

4 fourth

5 fifth

F is the seventh letter of the alphabet.



No, it's the sixth letter. G is the seventh letter.

6 sixth

7 seventh

8 eighth

9 ninth

10 tenth

This is fun!



Ha-ha!



I Can ...

- chant the *If You're Happy and You Know It* chant with a partner.
- play the Confusion Game with a partner and say "sixth, seventh, eighth, ..."




Words in Action

1 Listen, point, and say.



What's the matter?

1.



I'm hungry.

2.



I'm thirsty.

3.



I'm hot.

4.



I'm cold.

5.



I'm sleepy.

6.



I'm scared.

2 Listen and do.

3 Practice and do in pairs.



What's the matter?




I'm hungry.

Fun Time!

4 Same as the Leader Game

Do the same action as the leader.



I Can ...

- act out three feelings.
- ask a friend "What's the matter?"



GOAL 05




GOAL 06

Phonics

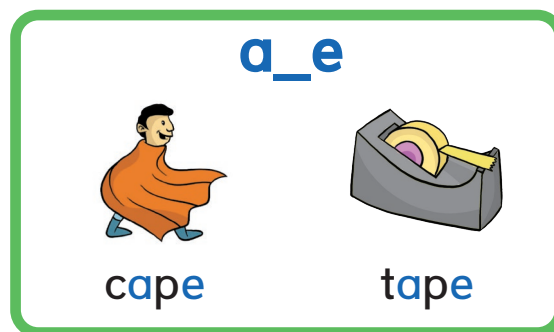
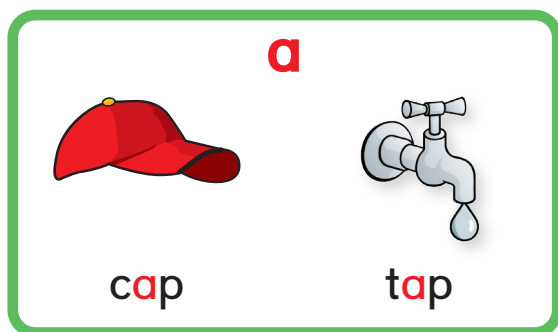
1 Listen, point, and say.



A says ... a, a,



and A says ... a, a,



2 Listen and number 1 for a and 2 for a_e. Then say.



3 Listen, say, and match.

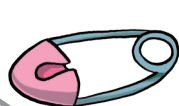


I says ... i, i, ink and I says ... i, i, iron

ink

iron

pin



Tim

pine

time

Fun Time!

4 Phonics Game

Mime and say in pairs.



I Can ...

- listen and point to the right pictures and words.
- say, read, and write the sounds for a, apple; a, cape; i, pin; i, pine by myself.



Advice Time

A kind word is a form of charity.

- Prophet Muhammad (peace be upon him)



Unit 2 Things We Wear

Talk Time

1 Listen and point.



2 Practice and act out the talks in pairs.

Sounds and Letters

3 Listen, point, and number. Then say.



☐ whose 1 who ☐ what ☐ white

Who's wearing white? The girl's wearing white.



Fun Time!

Grammar Toolbox

It's my hat. → It's mine.
It's not my hat. → It's not mine.

4 Whose ... is This?

CD1 17

Ask your classmates about people's belongings.



I Can ...

- ask "Whose ... is this?"
- meet someone and say "I like your ..."



Rhythms and Listening

1 Chant and clap the rhythm.



Who is Wearing Green?

Green, green, green, green.

Who is wearing green today?

Green, green, green, green.

Who is wearing green?

I am wearing green today.

Look at me,

And you will see,

That I am wearing green today.



Sounds and Letters

2 Listen, point, and say. Then write the missing letters.



green grass

The ___ass is ___een. It's ___eat!





Fun Time!



Grammar Toolbox



Who's = Who is

3

Clothes Color Basket



Ask about the colors your classmates are wearing.



I Can ...

- chant the *Who is Wearing Green?* chant.
- say three colors that I'm wearing today.



GOAL 11



GOAL 12

Words in Action

1 Listen, point, and chant.



Boys

I'm wearing ...



Girls

I'm wearing ...



1. a cap
2. sunglasses
3. a T-shirt
4. a jacket
5. jeans

6. a hat
7. a blouse
8. a sweater
9. a skirt
10. shoes

2 Practice saying the chants.

Boys chant the boys' clothes. Girls chant the girls' clothes.

Fun Time!

3 Touch the screen.

Listen and touch the right picture! Use two hands.



What?



Once more, please!



I can't remember.



I Can ...

- say the names of five things that you can wear.
- name two things I am wearing, saying "I'm wearing ... and ... today."



Phonics

1 Listen, read, and say.



P and B Jingles

P says p, p, parrot.



says p, p, pen.



says p, p, panda.



B says b, b, bear.



says b, b, banana.



says b, b, bed.




Sounds and Letters

2 Listen, say, and match. Then write the missing letters.



plane

blue



plate

black

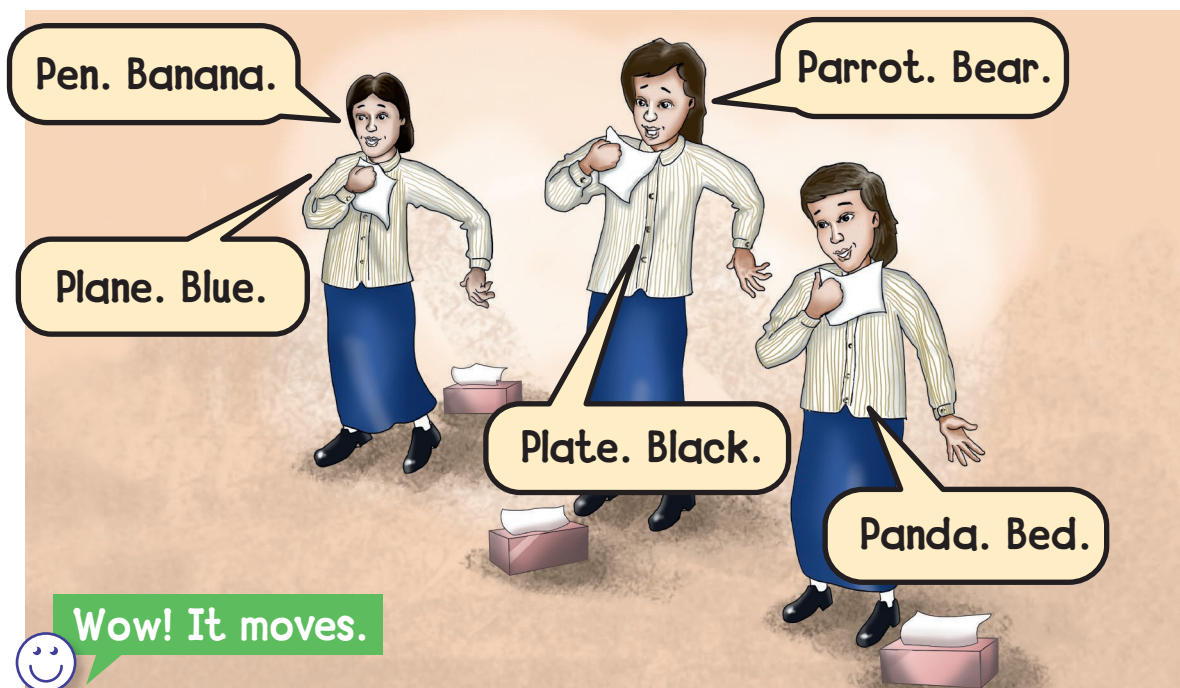


The _____ ate is _____ ue.

Fun Time!

3 Does It Move?

Hold a tissue in front of your mouth and say the words.



I Can ...

- tell if the words start with p or b.
- say two words that begin with p and two words that begin with b.



Advice Time

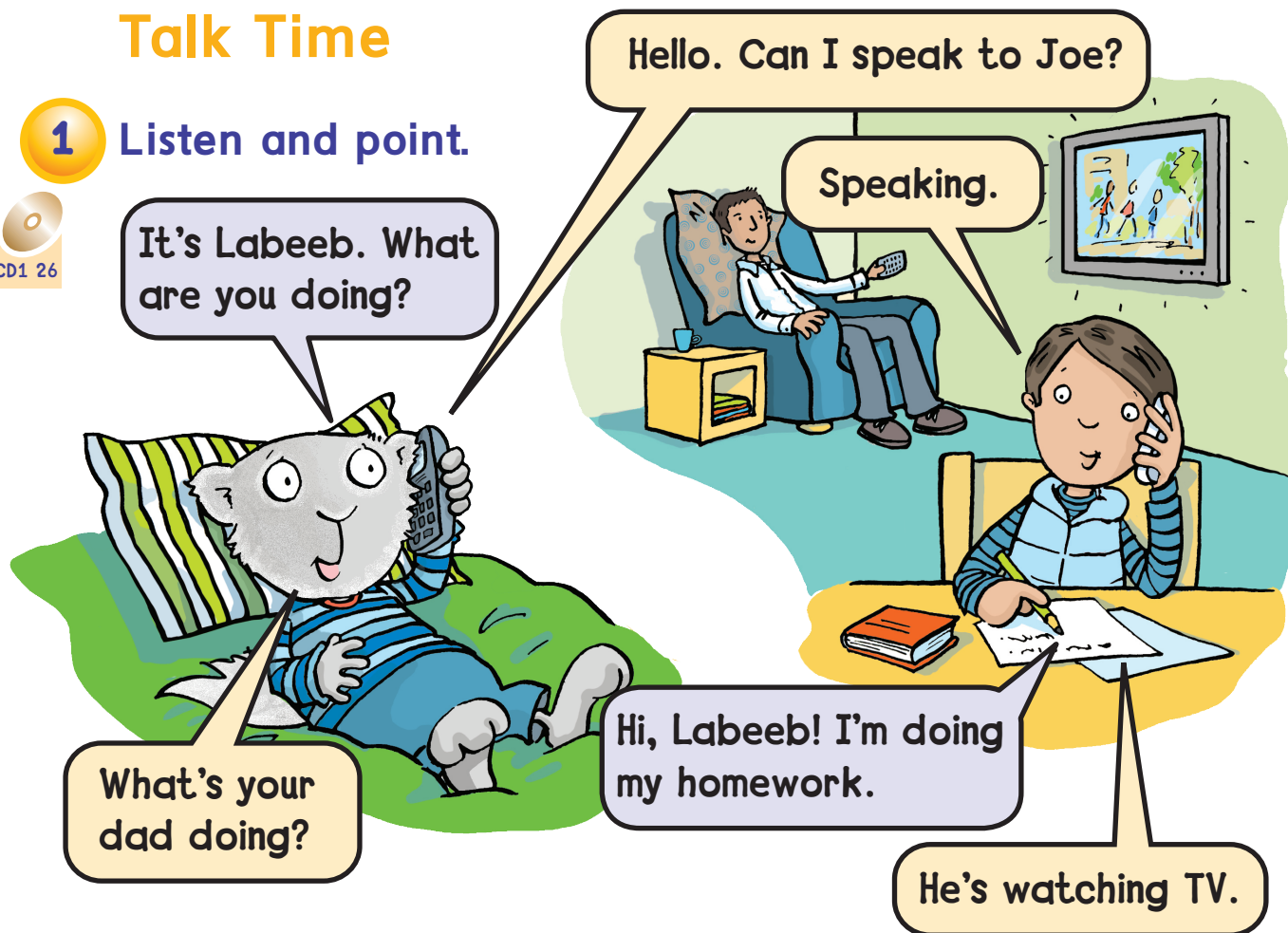
Dress neatly.



Unit 3 Things We Do

Talk Time

1 Listen and point.



2 Practice and act out the talks in pairs.

Sounds and Letters

3 Listen, say, and match. Then write the missing letters.




I like the ele _ _ ant _ _ oto.

Fun Time!

4 Telephone Conversation



Act out a telephone conversation. Call a friend and ask what he or she is doing.



I Can ...

- act out the telephone talks with a partner.
- have a telephone conversation in English.



Rhythms and Listening

1 Listen and chant.



What Are You Doing?

What are you doing?

I'm doing karate, doing karate,
doing karate.

What are you doing?

I'm doing karate,
and how about you?

What are you doing?

I'm playing football, playing football,
playing football.

What are you doing?

I'm playing football,
and how about you?



2 Chant again and do.



Fun Time!

3

True or False Action Game

Run to the T or F when your teacher does the action.



I Can ...

- chant the *What Are You Doing?* chant.
- play the True or False Action Game with a friend.





Words in Action

1 Listen, point, and say.



1. doing my homework



2. watching TV



3. eating snacks



4. doing karate



5. playing football



6. playing computer games

Sounds and Letters

2 Listen, point, and say. Then read and circle.



gring

ring

rink



wink

giwn

wing



speaking

speaking

peaking





Grammar Toolbox



I'm playing football. → sports with a ball

I'm doing karate. → sports without a ball



Fun Time!

3

Card Snap Game

When your teacher says the sentence, hit the card.



I Can ...

- play the Card Snap Game with friends.
- say two things when asked "What are you doing?"



Phonics

1 Listen, read, and say.



T and D Jingles

T says t, t, tiger.
says t, t, tomato.
says t, t, telephone.



D says d, d, door.
says d, d, doll.
says d, d, duck.



Sounds and Letters

2 Listen, number, and say. Then write **tr** or **dr** in the blanks.



___ ee


___ uck

___ ess

___ ink

Fun Time!

3 Listen and touch the right picture.
Play with a partner.



Where is it?



Here it is. I found it!



I Can ...

- tell if the words start with t or d.
- say two words that begin with t or d, and describe things.



Advice Time

Do what's right.



Unit 4 Beautiful Nature

Talk Time


1 Listen and point.



2 Practice and act out the talks in pairs.

Sounds and Letters

3 Listen, point, and say. Then write **sn** or **sh**.



___ake



___ake



___ow




___ow

Show me the snake!

Fun Time!

4 Find Something Beautiful!

Look around and find a beautiful or an ugly object.



I Can ...

- act out one of the talks about nature.
- find something beautiful or ugly and say "Look! It's a ...! It's beautiful (or ugly)."



Rhythms and Listening

1 Chant and march.



I Love the Mountains

I love the mountains, I love the rolling hills,
I love the flowers, I love the daffodils,
I love the campfire when all the stars are out.
I sit and look, I look and smile,
I'm happy to be under this sky.



Sounds and Letters

2 Listen, say, and number. Then read.



1 /z/



mountains

2 /s/



cats

3 /Iz/



faces

ducks

2

flowers

hills

dresses

snakes

noses

Fun Time!

3 Months and Seasons Chant



Listen and match. Then chant and do.

1



Back to school, it's fall. 3
September, October,
November.

Getting cooler, winter's
here.
December, January,
February.

Flowers are out, it's
spring.
March, April, May.



2



Yummy, summer's here.
June, July, August,

And back again.

4



Ha-ha!



This is fun!



I Can ...

- chant the *I Love the Mountains* chant.
- name seasons and months.



Words in Action

1 Listen, point, and say.



1. long



2. short



3. big



4. small



5. quiet



6. noisy



7. weak



8. strong

2 Shout the opposites in two groups.

3 Practice the actions in pairs.




Fun Time!

4

Guess what it is.

Do the opposite action.



I Can ...

- act out one pair of opposites.
- describe and guess what or who.



Phonics

1 Listen, read, and say.



C and G Jingles

C says c, c, cat.
says c, c, cake.
says c, c, cap.



G says g, g, goat.
says g, g, gorilla.
says g, g, girl.




Sounds and Letters

2 Listen, point, and say. Write **gr**, **cr**, **gl**, or **cl**.



___ ass



___ ab



___ ass




___ ass



Fun Time!

3 Word Making Game

Listen to the teacher and hold up the letters.



I Can ...

- tell if the words start with c or g.
- say two words that begin with c and two words that begin with g.



Advice Time

Nature is your home; look after it.




Unit 5 Friends, Actions, Things

Talk Time



1 Listen and say.



2 Practice and act out the talks in pairs and groups.

Fun Time!

3 "Good morning!" Chant

Listen and chant.



It's morning. **Good morning! Good morning to you!**

How are you? How are you?

It's so nice to see you.



It's afternoon. **Good afternoon!**

Good afternoon to you!



Here's homework, more homework for you!

It's evening. **Good evening! Good evening to you!**

It's playtime and bath time and bedtime for you!

Goodnight! **Goodnight! Goodnight to you!**



4 Write.



1. _____ !
Let's go to school!



3. _____ !
Let's watch TV!



2. _____ !
Let's have lunch!



4. _____ !
Let's go to bed!



I Can ...

- introduce someone, say "This is my friend" and "Let's ... !"
- chant, tell the time of day and use greetings correctly.



Rhythms and Listening

1 Listen and chant.




We're playing, we're cycling

Our friends are here and laughing

They're jumping, they're cycling

As happy as can be!



There's Omar, he's walking

His friend, Ali is talking

He's laughing, he's not cycling

As happy as can be!



Are you playing, are they cycling?

We're not playing, they're not cycling

We're talking, we're walking

As happy as can be!



2 Change the words and chant.

Advice Time

Help a friend in need.



Fun Time!

3

Choose a place. Ask and answer.



Grammar Toolbox

He's / She's playing

We're / You're / They're playing

He's not/ She's not cycling

We're not/ You're not/ They're not playing

Where is he?

He's at home.

Is he sitting?

Yes, he is.

Is he playing?

No, he isn't.

Is he watching TV?

Yes, he is. Now it's my turn!



1. Pete



2. Jim and Ken



3. Joe



4. Sabah



5. Noura

at school

at home

in his room

in her room

in the classroom

I Can ...

- talk about what "I'm, he/she's, we/you/they're" doing or not doing.
- ask and answer Yes / No questions about what people are doing.



Words in Action

1 Point and chant. Write.



Lemons are sour

Apples are sweet!



Lemons are sour,



Cherries are sweet!



They're not sour.

My soup is hot!



Ice-cream is cold,



Rice is hot,



It's not cold.


Chips are salty,



And they're tasty!

Let's eat!

2 Change the words and chant.



Fun Time!

3 The 3 Questions Game Ask and answer.




Is it cold or hot?

What color is it?

Is it sweet or sour?

I know! It's a lemon!

No, thanks. I don't like lemons. I like oranges.



It's cold. It's a fruit.

It's yellow.

It's sour.

That's right! Do you want one?

4 Play with a friend. Ask 3 questions. Use some of the words in the box.

sweet sour salty tasty hot cold
fresh round small big



I Can ...







- talk about food using the words “hot, cold, sour, sweet, salty, tasty”
- ask questions with “or”, “want”, and say what I like and what I don't like.



Phonics

1 Listen and check. Say.




- | | | | |
|--|---|---|---|
| 1.  | /s/ <input type="checkbox"/> /z/ <input type="checkbox"/> /iz/ <input type="checkbox"/> | 4.  | /s/ <input type="checkbox"/> /z/ <input type="checkbox"/> /iz/ <input type="checkbox"/> |
| 2.  | /s/ <input type="checkbox"/> /z/ <input type="checkbox"/> /iz/ <input type="checkbox"/> | 5.  | /s/ <input type="checkbox"/> /z/ <input type="checkbox"/> /iz/ <input type="checkbox"/> |
| 3.  | /s/ <input type="checkbox"/> /z/ <input type="checkbox"/> /iz/ <input type="checkbox"/> | 6.  | /s/ <input type="checkbox"/> /z/ <input type="checkbox"/> /iz/ <input type="checkbox"/> |

What's in your bag?

2 Listen, point, and say.



Do you have apples?		No, I don't.
Do you have sandwiches?		Yes, I do.
Do you have orange juice?		Yes, I do.

She has sandwiches **and** orange juice.

She has orange juice **but** she doesn't have apples.

3 Ask your friend. Check YES or NO.

Food	YES	NO	School things	YES	NO
apples			books		
sandwiches			notebooks		
orange juice			a poster		
carrots			pens		

Say and write. Use *and* or *but*.

Fun Time!

Whose ... is that?

4 Listen, point, and say.




Whose hat is that?

Let's ask her!

Maybe it's Noura's.

5 Trace. Ask and answer.



I Can ...


- make the sounds for -s, ask and answer with "have", and use "and" or "but".
- ask and say whose something is using (name)'s.



Unit 6 Wild Animals

Talk Time

1 Listen and point.




2 Practice the talks in pairs.

3 Act out the talks in pairs.



Remember the Big Four



Fun Time!

4 Find the Animal



Listen to the teacher and look for the animal.
Say the letter.



I Can ...

- act out the talks about wild animals.
- tell friends the names of six wild animals using the animal chart.



Rhythms and Listening

1 Chant and mime.



Animal Chant

I will catch a monkey, by the toes, by the toes.

I will catch a monkey, by the toes!

... a monkey, by the toes!

... an elephant, by the trunk!

... an elephant, by the trunk!

... a tiger, by the tail!




... a tiger, by the tail!

... a snake, by the head!

... a snake, by the head!

... a bear, by the nose!

... a bear, by the nose!



Sounds and Letters

2 Listen, say, and match.



o

octopus

fox



o_e

rose

rope



Fun Time!

3 What Animal Is This? Game

Listen and guess.



I Can ...

- chant the *Animal* chant.
- play the What Animal Is This? Game with a partner.




Advice Time

The early bird catches the worm.



Words in Action


1 Listen, point, and say.



1. Elephants ...
are big.
have trunks.



2. Zebras ...
are black and white.
have stripes.




3. Crocodiles ...
are scary.
have big teeth.



4. Chimpanzees ...
are smart.
have long arms.



5. Snakes ...
are long.
have no arms or legs.



6. Hippos ...
are fat.
have big mouths.

2 Practice the sentences in pairs.


One partner says the animal name. The other says one thing about it. Then switch.



Fun Time!

3 Animal Two Hints Game

Listen to two hints and say the animal's name.



I Can ...

- say something about three wild animals.
- play the Animal Two Hints Game.





Phonics

Sounds and Letters

1 Listen, point, and say. Then read and number 1 or 2.



1 /e/  head	2 /i/  read
--	---



☐ feather ☐ peach ☐ meat ☒ bread

2 Listen, point, and say. Then match with u or u_e.



U says ... u, u, tub  and U says ... u, u, tube .



cup



cube



uniform

u
u_e

bus



duck



huge



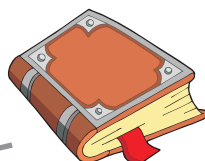
3 Listen, say, and match.



food

book

boot



foot

moon

cook

4

Read and number. Then listen and check.



1 /z/



arms

2 /s/



trunks


3 /iz/



noses



1 hippos

☐ crocodiles☐ snakes☐ elephants☐ dresses☐ faces

★ ★
★ Fun Time!

5

Phonics Race



Say and mime
words in pairs.
Use these letters.

o o_u ea u
u_e oo

o_e says rose ...

o says hot ...



I Can ...

- listen, point, and match pictures, words, and letters.
- say, read, and write the sounds for ea, peach and ea, head; u, duck; u_e, cube; oo, book; and oo, boot by myself.



Unit 7 From Here to There

Talk Time

1 Listen and point.



2 Practice and act out the talks in pairs.

3 Listen, point, and say. Then write the missing letters.



station step stop
Walk straight two ___eps
and ___op!



Fun Time!

4 Which Way Are You Looking?

Close your eyes and try to follow.



We can't see!



I Can ...

- act out the talks about directions and going places with a partner.
- give directions to a partner, saying "Turn left.", "Turn right.", and "Walk straight."






Rhythms and Listening

1 Chant and do the actions.




When You See a Red Light



When you see a red light, red light, red light.


When you see a red light, stop, stop, stop.

When you see a yellow light,
yellow light, yellow light.



When you see a yellow light, wait, wait, wait.

When you see a green light,
green light, green light.



When you see a green light, go, go, go.

Sounds and Letters

2 Listen, say, and number. Then write the missing letters.



ship




chip



slip



eep



eese




eep



Fun Time!

3 Traffic Signal Game

Listen to the leader and say what to do.



I Can ...

- chant the *When You See a Red Light* chant.
- say if a traffic signal says “Stop!”, “Wait!”, or “Go!”.



Words in Action

1 Listen, point, and say.

Watch out! It's a / an ...




1. truck




2. bus



3. train



4. motorbike



5. car



6. bicycle



7. taxi



8. police car



9. ambulance

2 Practice the words in pairs. Then race your partner.



Fun Time!

3 Take a Trip!



Listen and trace with your finger from each place to the next to complete your trip. Where do you end up?

Where are you now?



Take a bus.



I Can ...

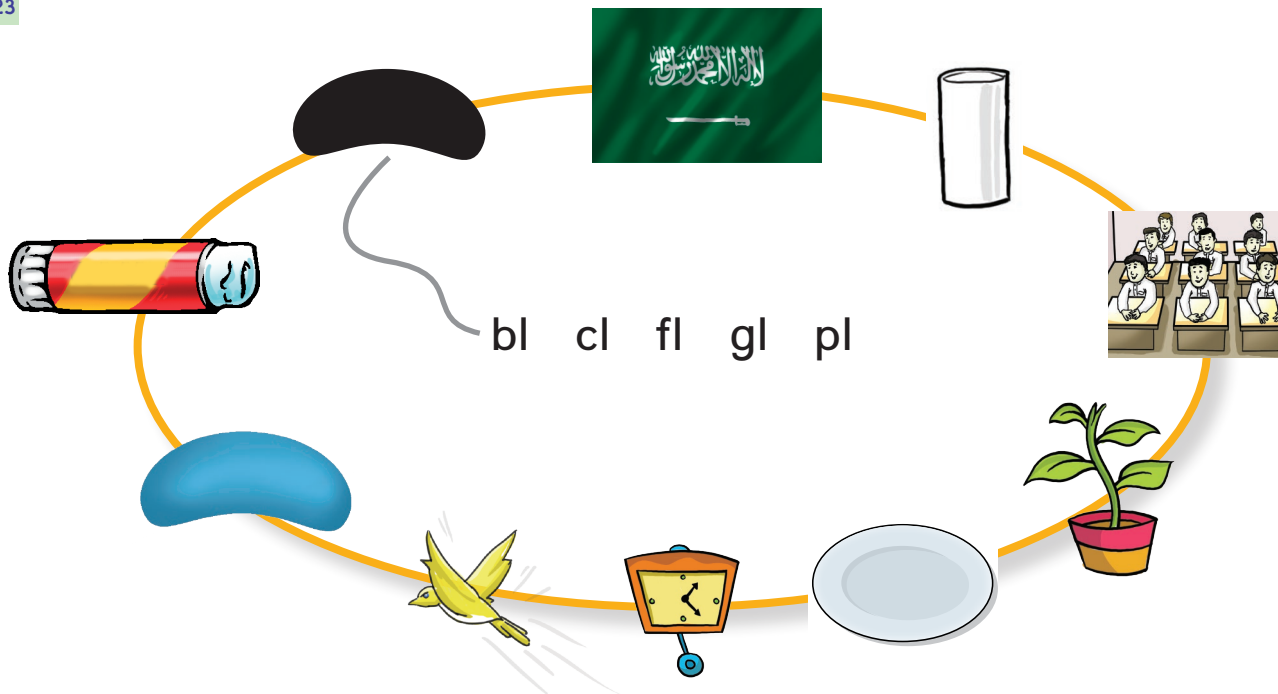
- say the names of three vehicles.
- tell someone two sentences like "Take a bus." or "Take a taxi."



Phonics

Sounds and Letters

1 Listen, say, and match. Then write the missing letters.



1. ____ack
2. ____ass
3. ____ag
4. ____ant
5. ____ock
6. ____ue
7. ____y
8. ____ate

Advice Time

Ask and you'll never be lost.



Fun Time!

2 Picture Puzzle



Write five words from the photos.

1. b _____ 2. b _____ 3. p _____
4. c _____ 5. b _____



I Can ...

- listen, point, and match pictures, words, and letters.
- say, read, and write the sounds for bl, black; cl, clock; fl, flag; gl, glass; pl, plant.



Unit 8 My House

Talk Time

1 Listen and point.




2 Practice the talks in pairs.

3 Act out the talks in pairs.



Remember the Big Four

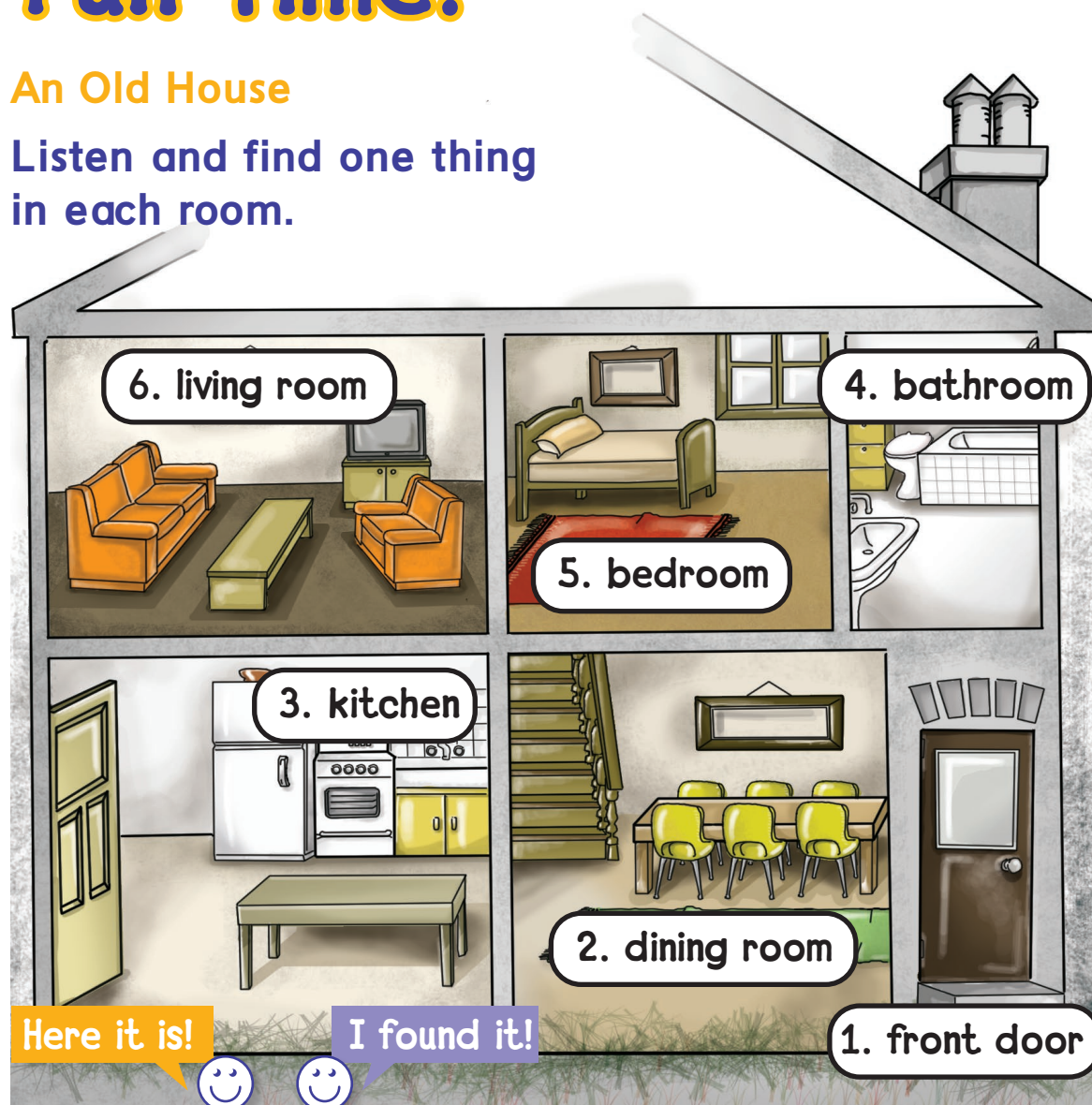


Fun Time!

4 An Old House



Listen and find one thing in each room.



I Can ...

- act out the talks about showing around the house with a partner.
- show someone around my house.



Rhythms and Listening


1 Chant and point.

Where's the Boy?



Where's ...?

In the ...



Sounds and Letters

2 Listen, say, and match. Then write the missing letters.



prize



fries



present



frog



My friend is eating ____ies.

Fun Time!

3 Where? Relay



Don't forget to repeat "Where?"

Grammar Toolbox

He is = He's

She is = She's

Where is = Where's



I Can ...

- chant the *Where's the Boy?* chant.
- ask "Where's ... ?" when I want to know where someone is.




Words in Action


1 Listen, point, and say.



The **mouse** is **on** the **chair**.




The **mouse** is **in** the **cupboard**.



The **mouse** is **under** the **bed**.



The **mouse** is **next to** the **fridge**.




The **mouse** is **behind** the **table**.

Sounds and Letters

2 Listen, say, and match. Then write the missing letters.



cloud



mouse



house




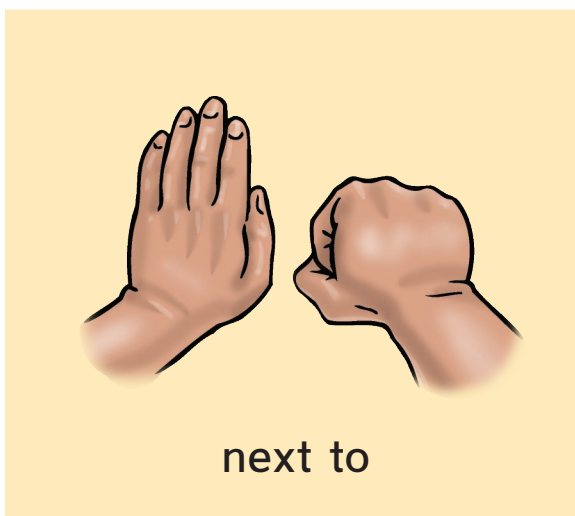
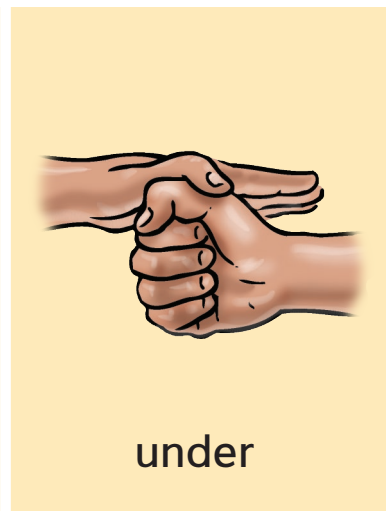
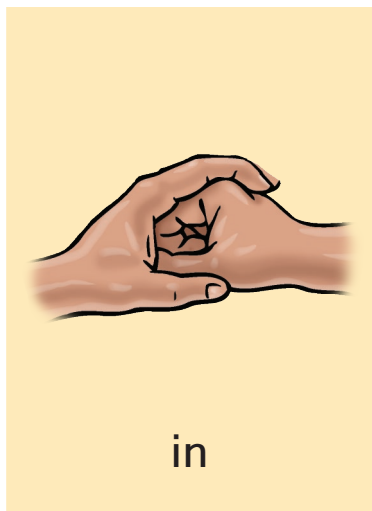
mountain

The **m**__se is in the h__se.

Fun Time!

3 Two Hands Game

Listen and move your hands.



I Can ...

- say the names of three pieces of furniture.
- play the Two Hands Game.



GOAL 61



GOAL 62

Phonics

1 Read and color o and u.



The Ox Story

An **ox** sat **on** a **box**. He had
fun in the **sun**. He was **hot**.
He sat **under** a tree.
Then he was **not** **hot**.



2 Listen and spell.



1. How do you spell ox?

o-x

2. How do you spell box?

b-o-x

3. How do you spell fun?

f-u-n

4. How do you spell sun?

s-u-n

5. How do you spell hot?

h-o-t

6. How do you spell not?

n-o-t

Fun Time!

3 Speed-reading



Make pairs. Read together and clap.

dot
not
hot



ox
fox
box



nut
but
cut



sun
fun
run



I Can ...

- say the spelling of two three-letter words.
- read the three-letter word speed-reading list by myself.



Advice Time

You can buy a house but not a home.



Unit 9 My Things

Talk Time

1 Listen and point.



Can I have some candy?

Sure. Here you go.

Great! Thanks.

How many are there?

Let's count them.

1, 2, 3, 4, 5, 6, 7, 8, 9, 10,
11, 12, 13, 14, 15, 16, 17, 18, 19, 20,
21, 22, 23, 24, 25, 26, 27, 28, 29, 30.


That's a lot!

2 Practice the talks in pairs.

3 Act out the talks in pairs.



Remember the Big Four



Fun Time!

4 Word Hunt



When you get a row of letters, shout "Row!"



I Can ...

- act out the talks about candy with a partner.
- count from one to thirty.



Advice Time

Don't put all your eggs in one basket.



Rhythms and Listening

1 Chant and point.



Things on My Desk

Pens and pencils,

Pens and pencils.

Paper and glue,





Paper and glue.

Scissors and erasers,

Scissors and erasers.


Candy for you,

Candy for you.




Sounds and Letters

2 Listen, say, and match. Then write the missing letters.



smile



snail



small



snack

... are all and quiet.




Fun Time!

3

Borrowing Things Relay

Ask to borrow things.



I Can ...

- chant the *Things on My Desk* chant.
- ask to borrow some things in class.



GOAL 67



GOAL 68



Words in Action

1 Listen, point, and say.



What's this?
It's ...

What are these?
They're ...

1. a comic book



2. comic books



3. an MP3 player



4. MP3 players



5. a wallet



6. wallets



7. a watch



8. watches



2 Practice the sentences. Play the Copycat Game.

What's this? It's a wallet.

What's this? It's a wallet.

What are these?
They're wallets.

What are these?
They're wallets.



Fun Time!

Grammar Toolbox

this → it
these → they

3 Pointing Race

Point faster than your partner.



Singular



Plural



I was first!



I Can ...

- follow the teacher and play the Copycat Game.

ask "What's this?" or "What are these?"



Phonics

1 Listen, say, and number 1 or 2. Then write the missing letters.



1 /sp/





spider

2 /sw/



sweater



_ring

_ort

2 _ing

_an

2 Read and color all the vowels, a, e, i, o, and u.



A Funny Day

A fat cat sat on a mat.



A fat hen sat on a pen.



A fat fox sat in a box.



And a fat bug sat on a rug.






Fun Time!

3 Find the numbers and draw lines.



Listen, count, and say the missing numbers. Then play with a friend.



I Can ...

- read the story “A Funny Day” by myself.
- count from 40 to 100.




Unit 10 My Day, Animals, Places

Talk Time




1 Listen and say.



2 Practice the talks in pairs.

3 Practice and act out the talks in pairs.



Fun Time!

4 What time is it?

Listen and number.



___ seven



___ three



___ 1 nine



___ twelve



___ eleven

Grammar Toolbox

Do you watch TV in the evening?

Yes, I **do**. / No, I **don't**.

What time do you get up?

I get up at six o'clock.

I/you/we/they get up at 6 o'clock.

5 Check school days in your country.

✓						
Sunday	Monday	Tuesday	Wednesday	Thursday	Friday	Saturday

6 Ask and answer in pairs.

What time do you get up on Saturday?

I get up at 7 o'clock!



From Sunday to Thursday	YOU	YOUR FRIEND
1. What time / get up?		7 o'clock
2. What time / go to school?		
3. Where / eat lunch?		
5. What time / come home?		
6. What / do in the evening?		

I Can ...

- ask my friend questions about his / her day and get an answer.
- tell the time, ask, and talk about everyday activities.




Rhythms and Listening

1 Listen, chant and match.




Which animal is it?

Its jaws are huge.
They crush and chew.
It can walk and swim
It can hunt for food!



Their skin is green,
Their eyes pop out.
They can jump and dive,
They are loud and fun.



2 Listen, point, and circle YES or NO. Practice in pairs.



Can ostriches run?
Can they fly?

YES / NO
YES / NO



Can kangaroos fly?
Can they jump?

YES / NO
YES / NO



Can polar bears swim?
Can they speak?

YES / NO
YES / NO

Ostriches can run but they can't fly!

Kangaroos _____ but _____

Polar bears _____ but _____

Advice Time

Birds of a feather flock together.





Fun Time!

3

Listen and chant. Write the words.



sunny cloudy rainy snowy



It's _____ and hot,

Sit in the shade and talk



It's _____ and gray

There's no sun today!



It's _____ and wet

We're not there yet!



It's _____ and cold

Don't catch a cold!



It's cloudy and cool,

Get out of the pool!



4

Talk about the weather
in your town.



summer autumn
winter spring



It's sunny and
very hot in summer!



I Can

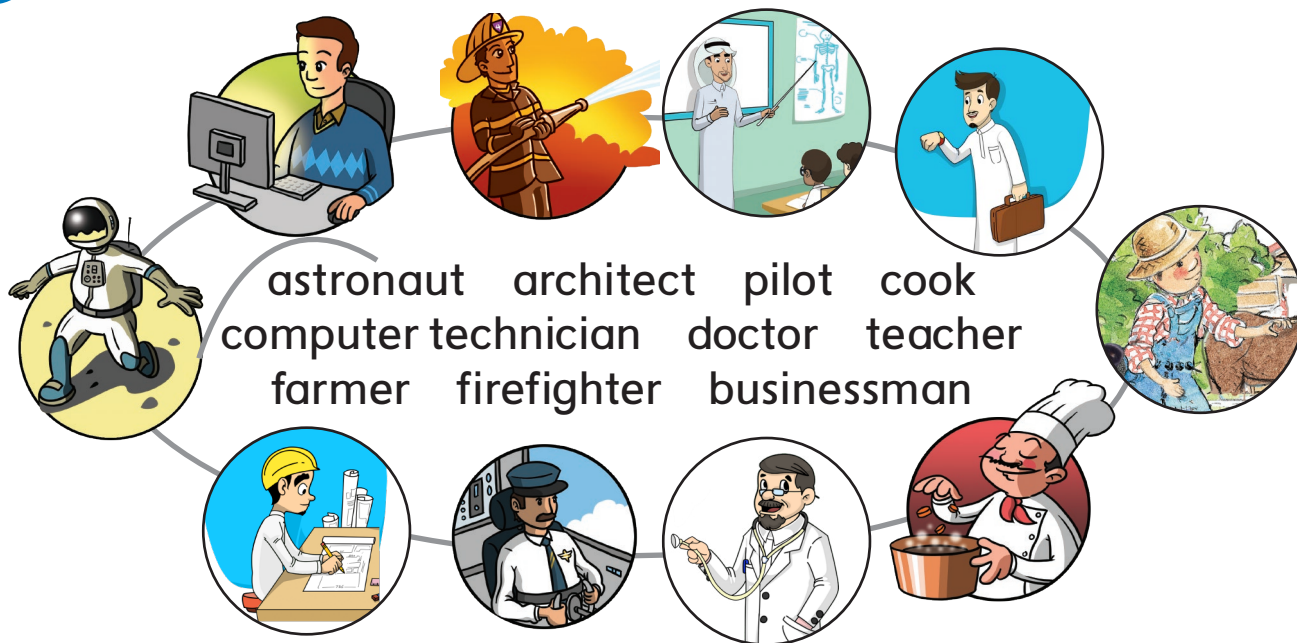
- chant, ask, and talk about animals using "can" or "can't".

talk about the weather.



Words in Action

1 Listen and practice. Match words and pictures.



2 Ask and answer. Guess.



Grammar Toolbox

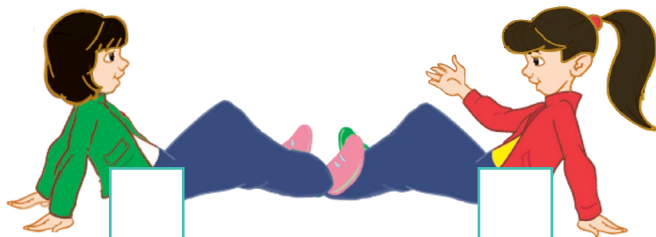

What does he / she do? He / She's a teacher.
Does he / she work in an office?
Yes, he / she does. / No, he / she doesn't.
He/ She works / doesn't work at the airport.



Fun Time!

She has long, brown hair

3 Listen and match. Practice in pairs and write.



1.

He has short, brown hair and brown eyes. He's wearing a thobe and speaking with his friend.

2. long, brown hair, brown eyes, a red jacket, sitting


3. black hair, brown eyes, a green jacket, a white T-shirt, a blue skirt, pink shoes

4. short, blond hair, blue eyes, a blue T-shirt

4 Guess who! Describe someone in your class.



She has long, brown hair and brown eyes. She's tall. She's standing near the door. What's her name?



I know! It's Rana!

I Can

- ask and talk about jobs / what someone does.
- talk about someone's appearance using "have", "has".




Phonics


1 Listen, point and say. Write *ea* or *ee*.



sleep



sh _ _ p



read



m _ _ t



head



br _ _ d

2 Listen, point, and say.




Look at this picture. There is a man, a woman and a child. It's a small family.



In this picture, there are three men, three women, and five children.

What's that?

It's a tooth.



What are those?

They're teeth.

3 Ask and answer in pairs. Use *that* or *those*.



Fun Time!

Places in Town

4 Listen, find and write. Practice in pairs.



There's a restaurant on the corner **next to** the bookstore. There's a train station **opposite** the supermarket. There's a gym **between** the supermarket and the bus station. There's a post office **between** the museum and the school. There's a park **near** the supermarket.




Things in the House

5 Listen, read, and circle T or F.



- There's a table between the sofa and the armchair.
- There's a rug behind the bed.
- There's a table opposite the fridge and the stove.

T F
T F
T F



6 Practice in pairs. Make your own sentences.

I Can ...

- make the sounds for ee and ea, use irregular plurals and "that" / "those".
- talk about places in town and things in the house using "there is", "there are".



Phonics Jingle



1 Listen and chant.



2 Listen and point to the letters, then the pictures.

A says ... **a, a, apple.**

Aa

apple



Bb

bear




Cc

cow



Dd

duck




Ee

egg



Ff

fish



Gg

goat



Hh

hat



Ii

ink




Jj

jet



Kk

kiwi



Ll

lion



Mm

monkey



Nn

nest



Oo

octopus




Pp

parrot




Qq

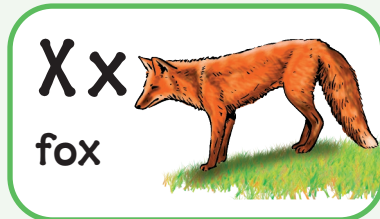
quilt



Rr

rabbit





3 Unscramble the letters and write the words.

rbea

b _ _ _

dkcu

d _ _ _

otag

g _ _ _

iwki

k _ _ _

ykemno

m _ _ _ _ _

rtapro

p _ _ _ _ _

itrbab

r _ _ _ _ _

greti

t _ _ _ _ _

lubrleam

u _ _ _ _ _

bazre

z _ _ _ _ _



Handwriting Practice: Phonics Key Words

① Read and say.

② Trace and copy.




apple apple apple



bear



cow



duck



egg



fish



goat




hat



ink



jet



kiwi




lion



monkey



nest



octopus




parrot



quilt



rabbit



sun



tiger




umbrella



vase



wolf



fox



yard



zebra



Words with a e i o u

- 1 Listen and write the letter *a*, *e*, *i*, *o*, or *u*. Then match with the pictures.

CD3 04

18

1. art 5. ___mbrella

2. ___range 6. ___pricot

3. ___lephant 7. ___nder

4. ___nk 8. ___ighteen

- 2 Listen, point, and say. Then draw a line to the right picture.

CD3 05

We call it 'a', but say **apple**.

We call it 'a', so we say **apron**.

We call it 'e', but we say **elephant**.

We call it 'e', so we say **eleven**.

We call it 'i', but we say **ink**.

We call it 'i', so we say **ice cream**.

We call it 'o', but we say **orange**.

We call it 'o', so we say **open**.

We call it 'u', but we say **umbrella**.

We call it 'u', so we say **uniform**.

We call them sounds and letters!

11

Words with a_e, i_e Long Vowels



1 Listen, point, and say.

CD3 06



tap



tape



Tim



time

2 Look at the picture and circle the right word. Then listen and check.

CD3 07

1.



snak

snake

sack

shake



2.



Kate

cake

cate

kake

3.




hate

take

hat

het

4.



tap

tape

pat

pate

5.



site

cite

sit

tis

6.



nil

Nile

Lyn


line



Words with -s ending

CD4 02


1 Listen, point, and say.



carrot /
carrots




pizza / pizzas




orange /
oranges


CD4 03


2 Look at the picture, write the word, and check ✓ the sound. Then listen and check your answers.


1.  /s/ ☐ /z/ ☒ /ɪz/ ☐
_____ apples _____


5.  /s/ ☐ /z/ ☐ /ɪz/ ☐


2.  /s/ ☐ /z/ ☐ /ɪz/ ☐

6.  /s/ ☐ /z/ ☐ /ɪz/ ☐

3.  /s/ ☐ /z/ ☐ /ɪz/ ☐

7.  /s/ ☐ /z/ ☐ /ɪz/ ☐

4.  /s/ ☐ /z/ ☐ /ɪz/ ☐

8.  /s/ ☐ /z/ ☐ /ɪz/ ☐

Words with bl, pl Consonant Blends

CD4 04

① Listen, point, and say. Write *bl* or *pl*.



bl

____ouse



pl

____ane

CD4 05

② Look at the pictures and match with *bl* or *pl*.
Listen, check, and write.



2.



3.



bl

pl



5.



4.



1 _pl_ ate

_ack

_ay

_ane

_ue

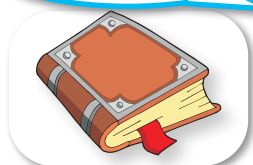
_ouse



Words with short and long oo

CD4 06 ① Listen, point, and say.

short oo



book



foot

long oo



zoo



moon

CD4 07 ② Read and circle L for Long or S for Short. Then listen, check, and say.

1.



cook

L / S

6.



foot

L / S

11.



tooth

L / S

2.



balloon

L / S

7.



food

L / S

12.



kangaroo

L / S

3.



school

L / S

8.



cartoon

L / S

13.



books

L / S

4.



football

L / S

9.



boots

L / S

14.



pool

L / S

5.



room

L / S

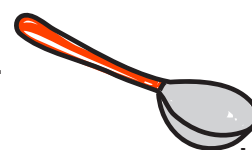
10.



shampoo

L / S

15.



spoon

L / S


Words with gr, gl and cr, cl

CD4 08


1 Listen, point, and say.



grass



glass



crab




class

CD4 09

2 Listen to the sound, check ✓, and write. Then draw a line to the right picture.




1. gr ☒ gl ☐ _gr_ een
2. gr ☐ gl ☐ _ _ _ ass
3. gr ☐ gl ☐ _ _ _ ue
4. gr ☐ gl ☐ _ _ _ ay
5. gr ☐ gl ☐ _ _ _ asses



CD4 10

3 Listen and circle the word. Then match with a picture.

1. crayon crane rayon clay
2. club crab crib clot
3. crowd coward clod cloud
4. crush class lash rush



Words with fl, fr and dr, tr

CD4 11

1 Listen, point, and say.



flag



fruit



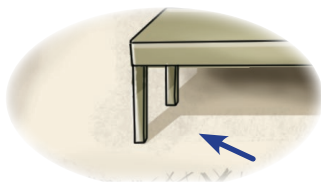
dress



tree

CD4 12

2 Listen to the sound, check ✓, and write. Then draw a line to the right picture.



1. fl ☐ fr ☒

fr og

2. fl ☐ fr ☐

ower

3. fl ☐ fr ☐

ashlight

4. fl ☐ fr ☐

iends

5. fl ☐ fr ☐

oor

6. dr ☐ tr ☐

eam

7. dr ☐ tr ☐

ink

8. dr ☐ tr ☐

uck

9. dr ☐ tr ☐

unk

10. dr ☐ tr ☐

ain





Words with br, pr

CD4 13

1 Listen, point, and say. Write *br* or *pr*.



br
____idge



pr
____ize

CD4 14


2 Look at the pictures and write *br* or *pr*. Then listen and check.

1.  bread ✓

2.  ____ince

3.  ____idge

4.  ____own

5.  ____esent

6.  ____acelet

7.  ____ice

8.  ____ize

3 Tongue Twister. Read and say this as fast as you can.

My brother prepares prawn sandwiches with brown bread and eats them on the bridge.



Words with wh, w, h, and ph

CD4 15

1 Listen, point, and say.



walk



whale



hose



whose



phone

CD4 16

2 Listen and circle the silent letter.

silent w/h

1.	where	w	h
2.	what	w	h

silent w/h

3.	who	w	h
4.	whose	w	h









silent w/h

5.	whales	w	h
6.	white	w	h

CD4 17

3 Listen, circle, and write.

shop ship whale cherry phone whistle photo white

1.		ph <u>wh</u> whale	5.		wh ph
2.		ph sh	6.		sh wh
3.		ch wh	7.		ch sh
4.		wh ph	8.		ch ph

Words with sm, sn and st, sl

CD4 18

1 Listen, point, and say.



smile



snail



stop



slot

CD4 19

2 Listen and circle *sm*, *sn*, *st*, or *sl*. Then write and match with the right picture.

1. **sm** **sn** **st** **sl** sn orkel snorkel

2. **sm** **sn** **st** **sl** _____ ot _____

3. **sm** **sn** **st** **sl** fir _____

4. **sm** **sn** **st** **sl** _____ eep _____

5. **sm** **sn** **st** **sl** _____ ile _____

6. **sm** **sn** **st** **sl** _____ icker _____


☐

☐

☒

☐

☐

☐


CD4 20

3 Listen, point, and say. Then say and mime.

Swim and snorkel,
Watch the fish.
Starfish, shellfish
Any fish you wish!

An eel, a shellfish,
I stop and touch
And try to catch
a small red crab!

Snap! Snap! Ouch!



Words with bl, br, fl, fr, cl, cr, dr

1 Write the words and read.


flag green fresh black swan clock
frog fruit crayon brown



1. a brown crayon



2. a _____



3. a _____



4. The _____ is on
the _____.



5. The _____
is in the basket.

cb4 21

2 Listen, complete, and chant.

The wheels _____ the

_____ round and round,
round and round,
round and _____.
The _____ on the bus
go _____ and round,
all the way to town.

The driver on the bus
says, "Move _____ back!"
"Move on back!"
"Move on back!"
The _____ on the bus
says, "Move on back!"
all the _____ town.



وزارة التعليم

Ministry of Education

2022 - 1444

100

Long vowel sounds

CD4 22

1 Read and circle the words that don't belong. Then listen, check, and write them in the correct cloud.

1

Long **o** sound

go show no tomato shoe snow two

so



Long **u** sound

2

glue blue you toe to so who too

shoe

3

Long **i** sound

pie bye dry taxi kind line field rain



Long **e** sound

4

8

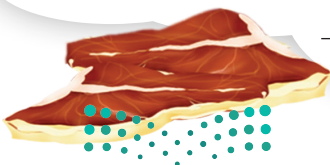
spaghetti ski piece me eight donkey sky space

taxi


5

Long **a** sound

able tie shake apron break neighbor ceiling steak weight



Picture Dictionary



airport p57



ambulance p56



bathroom p61



bear p18



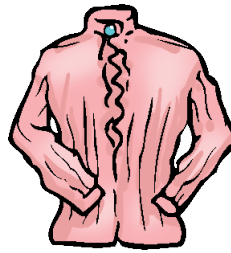
bedroom p61




behind p64



big p32



blouse p16



bus p50



candy p68



cap p6



chimpanzee p48





clap p6




cold p8



comic book p72



crab p34



crocodile p48



dining room p61



doing karate p22



doing my
homework p20



dress p17



eating snacks p21



fall p31



giraffe p45






glasses p17



glue p70



go p54




gorilla p34



grass p34



green light p54



hippo p48



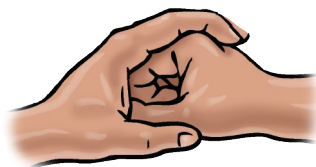
hospital p57



hot p8



hungry p8



in p64



iron p10





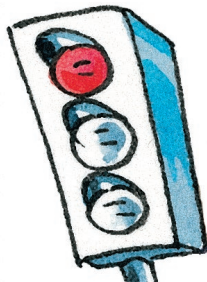
kangaroo p45



kitchen p61



koala p45



light p54




lion p45




lock p6




long p32




monkey p46



motorbike p56



mountains p30



next to p64



noisy p32







on p64




ostrich p45



paper p70




pencils p70



pens p70



photo p20



pine p10




plate p18



playing computer
games p24



playing football
p24



police car p56



quiet p32





rhino p45




rose p46



sandals p17



scared p8



school p57



scissors p70



shake p28



shirt p17



short p32



show p28



skirt p16




sleepy p8





small p32



snake p28



snow p28




space station
p57



speaking p20



spring p31



stop p54



strong p32



summer p31



table p64




tail p46



tap p10





tape p10



taxi p56



thirsty p8




train p56



truck p56



under p64



wait p54



wallet p72



watch p72



watching TV p24



weak p32



winter p31



CD 1 Audio Track List

Track	Unit	Student Book Section	Track	Unit	Student Book Section
2	Intro	Exercise 1. Listen and point	29	3	Exercise 1. Listen and chant
3	1	Exercise 1. Listen and point	30	3	Exercise 3. True or False Action Game
4	1	Exercise 4. Greeting Line	31	3	Exercise 1. Listen, point, and say
5	1	Exercise 1. Chant and do	32	3	Exercise 2. Listen, point, and say
6	1	Exercise 2. Listen, say, and match	33	3	Exercise 3. Card Snap Game
7	1	Exercise 3. Confusion Game	34	3	Exercise 1. Listen, read, and say
8	1	Exercise 1. Listen, point, and say	35	3	Exercise 2. Listen, number, and say
9	1	Exercise 3. Practice and do in pairs	36	3	Exercise 3. Listen and touch the right picture
10	1	Exercise 4. Same as the Leader Game	37	4	Exercise 1. Listen and point
11	1	Exercise 1. Listen, point, and say	38	4	Exercise 3. Listen, point, and say
12	1	Exercise 2. Listen and number	39	4	Exercise 4. Find Something Beautiful!
13	1	Exercise 3. Listen, say, and match	40	4	Exercise 1. Chant and march
14	1	Exercise 4. Phonics Game	41	4	Exercise 2. Listen, say, and number
15	2	Exercise 1. Listen and point	42	4	Exercise 3. Months and Seasons Chant
16	2	Exercise 3. Listen, point, and number	43	4	Exercise 1. Listen, point, and say
17	2	Exercise 4. Whose ... is This?	44	4	Exercise 4. Guess what it is
18	2	Exercise 1. Chant and clap the rhythm	45	4	Exercise 1. Listen, read, and say
19	2	Exercise 2. Listen, point, and say	46	4	Exercise 2. Listen, point, and say
20	2	Exercise 3. Clothes Color Basket	47	4	Exercise 3. Word Making Game
21	2	Exercise 1. Listen, point, and chant	48	5	Exercise 1 Listen and say
22	2	Exercise 3. Touch the screen	49	5	Exercise 3 Good morning! Chant
23	2	Exercise 1. Listen, read, and say	50	5	Exercise 1 Listen and chant
24	2	Exercise 2. Listen, say, and match	51	5	Exercise 3 Guess the Action Game
25	2	Exercise 3. Does It Move?	52	5	Exercise 1 Point and chant
26	3	Exercise 1. Listen and point	53	5	Exercise 3 The 3 Questions Game
27	3	Exercise 3. Listen, say, and match	54	5	Exercise 1 Listen and check
28	3	Exercise 4. Telephone Conversation	55	5	Exercise 2 Listen and check
			56	5	Exercise 4 Whose is that?



CD 2 Audio Track List

Track	Unit	Student Book Section	Track	Unit	Student Book Section
2	6	Exercise 1. Listen and point	31	8	Exercise 3. Listen, say, and match
3	6	Exercise 4. Find the Animal	32	8	Exercise 3. Two Hands Game
4	6	Exercise 1. Chant and mime	33	8	Exercise 1. Read and color
5	6	Exercise 2. Listen, say, and match	34	8	Exercise 2. Listen and spell
6	6	Exercise 3. What Animal Is This?	35	8	Exercise 3. Speed-reading
7	6	Exercise 1. Listen, point, and say	36	9	Exercise 1. Listen and point
8	6	Exercise 3. Animal Two Hints Game	37	9	Exercise 4. Word Hunt
9	6	Exercise 1. Listen, point, and say	38	9	Exercise 1. Chant and point
10	6	Exercise 2. Listen, point, and say	39	9	Exercise 2. Listen, say, and match
11	6	Exercise 3. Listen, say, and match	40	9	Exercise 3. Borrowing Things Relay
12	6	Exercise 4. Read and number	41	9	Exercise 1. Listen, point, and say
13	6	Exercise 5. Phonics Race	42	9	Exercise 3. Pointing Race
14	7	Exercise 1. Listen and point	43	9	Exercise 1. Listen, say, and number
15	7	Exercise 3. Listen, point, and say	44	9	Exercise 2. Read and color
16	7	Exercise 4. Which Way Are You Looking?	45	9	Exercise 3. Find the numbers and draw lines
17	7	Exercise 1. Chant and do the actions	46	10	Exercise 1. Listen and say
18	7	Exercise 2. Listen, say, and number	47	10	Exercise 4. Listen and number
19	7	Exercise 3. Traffic Signal Game	48	10	Exercise 6. Ask and answer in pairs
20	7	Exercise 1. Listen, point, and say	49	10	Exercise 1. Listen, chant and match
21	7	Exercise 2. Practice the words in pairs	50	10	Exercise 2. Listen, point, and circle
22	7	Exercise 3. Take a Trip!	51	10	Exercise 3. Listen and chant
23	7	Exercise 1. Listen, say, and match	52	10	Exercise 4. Talk about the weather
24	7	Exercise 2. Picture Puzzle	53	10	Exercise 1. Listen and practice
25	8	Exercise 1. Listen and point	54	10	Exercise 2. Ask and answer
26	8	Exercise 4. An Old House	55	10	Exercise 3. Listen and match
27	8	Exercise 1. Chant and point	56	10	Exercise 4. Guess who
28	8	Exercise 2. Listen, say, and match	57	10	Exercise 1. Listen, point, and say
29	8	Exercise 3. Where? Relay	58	10	Exercise 2. Listen, point, and say
30	8	Exercise 1. Listen, point, and say	59	10	Exercise 4. Listen, find, and write
			60	10	Exercise 5. Listen, read, and circle



CD 3 Audio Track List

Track	Unit	Phonics Practice
2	1	Exercise 1 Listen and chant
3	1	Exercise 2 Listen and point
4	3	Exercise 1 Listen and write
5	3	Exercise 2 Listen, point, and say
6	4	Exercise 1 Listen, point, and say
7	4	Exercise 2 Look at the picture

CD 4 Audio Track List

Track	Unit	Phonics Practice
02	6	Exercise 1. Listen, point, and say
03	6	Exercise 2. Look at the picture, write
04	6	Exercise 1. Listen, point, and say
05	6	Exercise 2. Look at the pictures and match
06	7	Exercise 1. Listen, point, and say
07	7	Exercise 2. Read and circle
08	7	Exercise 1. Listen, point, and say
09	7	Exercise 2. Listen to the sound, check
10	7	Exercise 3. Listen and circle
11	7	Exercise 1. Listen, point, and say
12	7	Exercise 2. Listen to the sound, check
13	8	Exercise 1. Listen, point, and say
14	8	Exercise 2. Look at the pictures and write
15	8	Exercise 1. Listen, point, and say
16	8	Exercise 2. Listen and circle
17	8	Exercise 3. Listen, circle, and write
18	8	Exercise 1. Listen, point, and say
19	8	Exercise 2. Listen and circle
20	8	Exercise 3. Listen, point, and say
21	9	Exercise 1. Listen, complete, and chant
22	9	Exercise 1. Read and circle



وزارة التعليم

Ministry of Education

2022 - 1444

112

CD 5 Audio Track List

Track	Unit	Workbook Section
2	1	Exercise 1. Listen, point, and practice
3	1	Exercise 1. Listen, point, and practice
4	1	Exercise 1. Listen, say, and do
5	1	Exercise 1. Listen and touch
6	1	Exercise 1. Listen, point, and practice
7	1	Exercise 1. Listen, point, and practice
8	1	Exercise 1. Listen, point at the pictures
9	1	Exercise 1. Listen, number the pictures
10	2	Exercise 1. Listen, point, and practice
11	2	Exercise 1. Listen, point, and practice
12	2	Exercise 1. Listen and chant
13	2	Exercise 1. Listen and color
14	2	Exercise 1. Listen, point, and practice
15	2	Exercise 1. Listen, point, and practice
16	2	Exercise 1. Listen and practice
17	2	Exercise 1. Listen, point, and practice
18	3	Exercise 1 Listen, point, and practice
19	3	Exercise 1. Listen, point, and practice
20	3	Exercise 1. Listen and chant
21	3	Exercise 1. Listen, point, and practice
22	3	Exercise 1. Listen, point, and practice
23	3	Exercise 1. Listen, point, and practice

Track	Unit	Workbook Section
24	3	Exercise 1. Listen and practice
25	3	Exercise 1. Listen, point, and practice
26	4	Exercise 1. Listen, point and practice
27	4	Exercise 1. Listen, point, and practice
28	4	Exercise 1. Listen and chant
29	4	Exercise 1. Listen and chant
30	4	Exercise 1. Listen, point, and practice
31	4	Exercise 1. Listen, point, and practice
32	4	Exercise 1. Listen and practice
33	4	Exercise 1. Listen, point, and practice
34	5	Exercise 1 Listen and practice
35	5	Exercise 1 Listen and chant
36	5	Exercise 1 Listen and chant
37	5	Exercise 1 Listen and practice
38	5	Exercise 1 Listen and chant
39	5	Exercise 1 Listen and practice
40	5	Exercise 1 Listen and check
41	5	Exercise 1 Listen and practice



CD 6 Audio Track List

Track	Unit	Workbook Section
2	6	Exercise 1. Listen, point, and practice
3	6	Exercise 1. Listen, point, and practice
4	6	Exercise 1. Listen, chant, and mime
5	6	Exercise 1. Listen and say what animal it is
6	6	Exercise 1. Listen, point, and practice
7	6	Exercise 1. Listen to two hints and guess
8	6	Exercise 1. Listen, point, and match
9	6	Exercise 1. Listen and write the missing letters
10	7	Exercise 1. Listen, point, and practice
11	7	Exercise 1. Listen, point, and practice
12	7	Exercise 1. Listen and chant
13	7	Exercise 1. Listen, point, and practice
14	7	Exercise 1. Listen and practice
15	7	Exercise 1. Listen and match
16	7	Exercise 1. Listen, point, and match
17	7	Exercise 1. Listen and write the words
18	8	Exercise 1. Listen, point, and practice
19	8	Exercise 1. Listen and write
20	8	Exercise 1. Listen and chant
21	8	Exercise 1. Listen and practice

Track	Unit	Workbook Section
22	8	Exercise 1. Listen and practice
23	8	Exercise 1. Listen and play
24	8	Exercise 1. Listen and spell
25	8	Exercise 1. Listen and read
26	9	Exercise 1. Listen, point, and practice
27	9	Exercise 1. Listen, point, and practice
28	9	Exercise 1. Listen, chant, and point
29	9	Exercise 1. Listen and practice
30	9	Exercise 1. Listen, point, and practice
31	9	Exercise 1. Listen, point, and practice
32	9	Exercise 1. Listen and read
33	9	Exercise 1. Listen and connect the numbers
34	10	Exercise 1. Listen, point, and practice
35	10	Exercise 1. Listen, point, and say.
36	10	Exercise 1. Listen, point, and chant
37	10	Exercise 1. Listen, point, and chant
38	10	Exercise 1. Listen and practice
39	10	Exercise 1. Listen, read, and number
40	10	Exercise 1. Listen and say
41	10	Exercise 1. Listen and point



Word List

Apron p 10, 90	Orange p 14, 90	Wearing p 12, 14, 15, 16, 17
Blouse p 16	Phone p 20	What's the matter? p 8, 9
Blue p 15, 18, 19	Photo p 20	Wing p 24
Cap p 6, 10, 16	Pin p 10, 11	
Cape p 10, 11	Pine p 10, 11	
Clap p 6, 14	Plate p 18, 19	
Clock p 6	Playing computer games p 24	
Cold p 8	Playing football p 22, 24, 25	
Doing karate p 22, 24, 25	Please listen to me. p 3	
Doing my homework p 20, 24	Ring p 24	
Dress p 17, 19	Sandals p 17	
Drink p 26	Scared p 8	
Eating snacks p 21, 24, 25	Second p 5, 7	
Eighth p 7	Seventh p 7	
Fifth p 5, 7	Shake p 28	
First p 5, 7, 25	Shirt p 17	
Fourth p 5, 7	Shoes p 16	
Glasses p 17	Show p 6	
Good idea! p 2	Sixth p 7	
Good job! p 3	Skirt p 16	
Good morning! p 2	Sleepy p 8	
Grass p 14	Speaking p 20, 21, 24	
Green p 14, 15	Strong p 4	
Hands p 6, 17	Sunglasses p 16	
Hat p 12, 13, 16	Sweater p 16	
Hungry p 8, 9	Tap p 10	
Ink p 10, 84, 87, 90	Tape p 10	
Iron p 10	Tenth p 7	
Jacket p 16	Third p 5, 7	
Jeans p 16	Thirsty p 8	
Let's do it again. p 3	Tiger p 26	
Let's play a game. p 2	T-shirt p 16	
Lock p 6	Tree p 26	
Make pairs. p 2	Watching TV p 20, 24	
Ninth p 7	Watch me. p 2	
One more time. p 3	Weak p 3	



Word List

Airport p 57
 Ambulance p 56
 Beautiful p 28, 29
 Bicycle p 56
 Big p 32, 33, 41
 Bread p 50
 Bus p 50, 52, 56, 57
 Campfire p 30
 Cap p 34
 Car p 56
 Cats p 30
 Chimpanzees p 48
 Chip p 40, 54
 Cloud p 95
 Cold p 40, 41
 Cook p 50, 94
 Crab p 34
 Crocodile p 48, 51
 Crush p 95
 Cube p 50, 51
 Cycling p 38, 39
 Daffodils p 30
 Dress p 30
 Excuse me. p 52
 Fall p 31
 Feather p 50
 Flag p 58, 59, 96
 Flower p 29, 30, 31
 Fox p 46
 Giraffe p 45
 Glass p 34
 Go p 52, 54
 Good afternoon! p 37
 Good evening! p 37
 Good morning! p 36, 37
 Goodnight! p 37
 Gorilla p 34
 Grass p 34
 Gray p 33

Green light p 54

Hat p 43, 91
 Hills p 30
 Hippo p 45, 48, 51
 Hospital p 57
 Hot p 40, 41
 Kangaroo p 45, 94
 Koala p 45
 Laughing p 38
 Legs p 48
 Lion p 44, 45, 47
 Long p 28, 32
 Meat p 50
 Monkey p 44, 46
 Moon p 50
 Motorbike p 56
 Mountains p 30, 31
 Mouths p 48
 Noisy p 32
 Orange p 41, 42
 Peach p 50, 51
 Plant p 58, 59
 Plastic p 28, 29
 Police car p 56
 Quiet p 32
 Red light p 54, 55
 Rhino p 45
 Rocket p 57
 Rolling hills p 30
 Rope p 46
 Rose p 46, 51
 Salty p 40, 41
 School p 52, 57, 94
 Sheep p 54
 Ship p 54
 Short p 28, 32
 Show p 28
 Sky p 30
 Slip p 54
 Small p 32, 33, 41
 Smart p 48

Smile p 30
 Snake p 28, 30, 44, 46, 48, 51, 91
 Snow p 28
 Sour p 40, 41
 Space station p 57
 Spring p 31
 Stars p 30
 Stop p 53, 54, 55
 Stripes p 48
 Strong p 32
 Summer p 31
 Sweet p 40, 41
 Tail p 46
 Tasty p 40, 41
 Tap p 91
 Tape p 91
 Taxi p 56, 57
 Taxi stand p 57
 Teeth p 48
 These p 51
 This p 30, 36, 37, 47
 Tiger p 46
 Train p 52, 56
 Train station p 52, 57
 Truck p 56
 Trunk p 46, 48, 49, 51
 Ugly p 28, 29
 Watching TV p 39
 Wait p 54, 55
 Winter p 31
 Yellow light p 54
 Zebra p 45, 48

Word List

Airport p 80
 Architect p 80
 Astronaut p 80
 Bathroom p 61, 63
 Bedroom p 61
 Behind p 64, 65, 83
 Bread p 97
 Bus p 83, 100
 Candy p 68, 69, 70
 Chew p 78
 Cloud p 64
 Comic book p 72
 Cook p 80
 Crush p 78
 Dining room p 61
 Dive p 78
 Eat lunch p 76, 77
 Eighty p 75
 Feather p 78
 Fifty p 75
 Firefighter p 80
 Flag p 100
 Fly p 78
 Forty p 75
 Fox p 67, 74
 Fries p 62
 Frog p 62, 100
 Front door p 61
 Get up p 76, 77
 Glue p 70, 101
 Here you go. p 68, 71
 Hurry up! p 63
 I'll show you around. p 60
 In p 64, 65, 66
 Kangaroo p 78
 Kitchen p 61
 Let's count them. p 68

Living room p 60, 61
 MP3 player p 72
 Next to p 64, 65, 83
 Ninety p 75
 On p 64, 65, 66, 70, 71
 Ostrich p 78
 Paper p 70
 Pencils p 70
 Pens p 70
 Pilot p 80
 Play p 76
 Polar bear p 78
 Present p 62
 Prize p 62
 Quick! p 63
 Row p 69
 School p 77, 83
 Scissors p 70, 71
 Seventy p 75
 Shake p 101
 Ship p 98
 Sixty p 75
 Smile p 70, 99
 Snail p 70, 99
 Spider p 74
 Stop p 99
 Swan p 74, 100
 Swim p 78, 99
 Swing p 74
 Table p 64, 83
 Taxi p 101
 Teeth p 82
 These p 72, 73
 Thirty p 68, 69
 This p 60, 72, 73, 82
 Train p 83
 Train station p 83

Twenty p 68
 Under p 64, 65, 66
 Wallet p 72
 Watch p 72
 Yard p 62



الحد الأدنى	الرمز	By the end of the year students will be able to:
x	1/7/5	Recognise short and long vowels: (long a as in "dates", long I as in "rice", long o as in "rose", long e as in "teacher", short e as in "bread", long oo as in "food", short oo as in "book", long u as in "computer", short u as in "duck").
x	2/7/5	Recognise and differentiate between the endings of plural nouns (/s/ as in "cats", /z/ as in "birds", /iz/ as in "dresses").
x	3/7/5	Recognise and produce some English digraphs (ch, sh, ph, wh).
x	4/7/5	Recognise and produce some consonant blends (pl, cl).
x	5/7/5	Recognise and produce some English consonant blends (cr as in "crisps", gr as in "green", fr as in "friend", pr as in "prince", pl as in "plant", gl as in "glass", fl as in "fly", sl as in "sleep").
x	6/7/5	Recognise and produce some English consonant blends (br as in "brown", dr as in "dress", tr as in "tree", st as in "star", sp as in "spoon", sn as in "snake", sm as in "small", sw as in "swim").
x	7/7/5	Ask questions using <i>What, Who, Where</i> .
	8/7/5	Identify irregular plural nouns.
	9/7/5	Use the intensifier <i>very</i> .
x	10/7/5	Introduce people to each other, e.g. <i>This is Abdullah</i> .
x	11/7/5	Identify and talk about people using the verb <i>to be</i> .
x	12/7/5	Identify and talk about toys, games and classroom objects.
x	13/7/5	Identify and talk about rooms/items in a house.
x	14/7/5	Describe location using prepositions of place (<i>in, on, under, next to, between</i>).
x	15/7/5	Describe physical appearance.
x	16/7/5	Express possession using the verb <i>to have</i> and <i>my/your/his/her/our</i> .
	17/7/5	Describe animals using possessive adjectives (<i>its, their</i>).
x	18/7/5	Talk about ability (<i>can/can't</i>).
	19/7/5	Ask about number using <i>How many ...?</i> .
	20/7/5	Identify and talk about places in a town and their location using <i>there is, there are</i> and <i>next to, opposite, between</i> .
x	21/7/5	Talk about the weather.
x	22/7/5	Talk about likes and dislikes.
	23/7/5	Talk about food using <i>want</i> and describe different kinds of food and drink using adjectives (e.g. <i>hot/cold/sweet/sour/salty</i>).
x	24/7/5	Make suggestions using <i>Let's</i> .
x	25/7/5	Ask about and tell the time (<i>o'clock</i> only).
	26/7/5	Identify and talk about the days of the week, months and seasons.
x	27/7/5	Ask and respond to simple sentences about everyday activities in the Present Simple tense using the first and second person singular.
x	28/7/5	Greet someone politely at different times of the day, e.g. <i>Good morning/afternoon/evening. Say Goodbye/Good night</i> .
x	29/7/5	Identify and talk about different times of the day (morning, afternoon, evening, night).
x	30/7/5	Identify prepositions of time (<i>in, on, at</i>).
	31/7/5	Ask about activities happening at the moment of speaking using the Present Progressive (Affirmative, Negative, Interrogative and short answers).
x	32/7/5	Identify occupations and talk about what someone does using the Present Simple (Affirmative, Negative, Interrogative and short answers).
	33/7/5	Ask and answer about possession using the Possessive Case and <i>whose</i> .
	34/7/5	Identify and talk about clothes.
x	35/7/5	Follow a short simple text while listening to the audio recording.



الحد الأدنى		By the end of the year students will be able to:	الرمز
x	Reading	Read and count cardinal numbers to 100.	36/7/5
		Read and count ordinal numbers from 1 st to 10 th .	37/7/5
x		Read and comprehend simple sentences.	38/7/5
x		Read simple short illustrated stories.	39/7/5
x	Writing	Spell accurately a small number of high frequency words.	40/7/5
x		Write short simple words/phrases to complete a paragraph.	41/7/5
x		Write short simple sentences to convey basic personal information.	42/7/5
x		Apply basic rules of punctuation (e.g. use capital letters, full stops, commas, question marks).	43/7/5
x		Write short answers to written questions.	44/7/5
		Use the definite and indefinite article (a/an, the).	45/7/5
x		Refer to people and things using demonstratives (this/that/these/those).	46/7/5
		Link ideas with commas and <i>and</i> .	47/7/5
		Link ideas with <i>but</i> .	48/7/5
		Link ideas with <i>or</i> .	49/7/5



We Can! Student's Book 2

We Can! Copyright © 2009 by McGraw-Hill Education

Adaptation Copyright © 2023 by McGraw-Hill Education (UK) Limited

Published by arrangement with McGraw Hill LLC

ALL RIGHTS RESERVED. NO PART OF THIS BOOK MAY BE REPRODUCED OR TRANSMITTED IN ANY FORM OR BY ANY MEANS, ELECTRONIC OR MECHANICAL, INCLUDING PHOTOCOPYING, RECORDING OR BY INFORMATION STORAGE AND RETRIEVAL SYSTEMS, WITHOUT PERMISSION IN WRITING FROM MCGRAW HILL.

ISBN: 9781398928183

Series consultant: Mayumi Tabuchi

Project manager: Judy MacDonald, **Development editor:** Steve Longworth, **Editor:** Anne Tseng,

Production manager: Alfonso Reyes, **Designer:** Kate Vandestadt, Vandestadt Design, **Design supervision:** Peter Shaw



www.mheducation.com

© 2023. Exclusive rights by McGraw-Hill Education (UK) Limited for manufacture and export. This book cannot be re-exported from the country to which it is sold by McGraw-Hill Education (UK) Limited.

Photo Credits

WB: 125 (cr)©Katsiaryna Drobysheva/Shutterstock; **135** (tl)©Lev Kropotov/Alamy, (br)©Anton Starikov/Alamy Stock Photo; **143** (5)©Save nature and wildlife/Shutterstock; **146** (cl)©Bogdan Florea/Shutterstock, (cr)©LuXpics/Shutterstock; **166** (bl)©Stephen Mcsweeny/Shutterstock, (bc)©Shawn Mahoney, (br)©Paul Henning/Image Source, (1)©Shawn Mahoney, (2)©Ondrej Prosicky/Shutterstock, (3)©Paul Henning/Image Source; **167** (l-r, t-b)©Dmytro Gilitukha/Shutterstock, (2)©paula french/Shutterstock, (3)©Worakiet/Shutterstock, (4)©Radek Borovka/Shutterstock, (5)©Ronnie Howard/Shutterstock; **170** (l-r, t-b)©Serhii Brovko/Shutterstock, (2)©David Carillet/Shutterstock, (3)©McGraw-Hill Education, (4)©Vibrant Image Studio/Shutterstock, (5)©Akugasahagy/Shutterstock, (6)©Tewin Kijthamrongworakul/Alamy Stock Photo, (7)©bigjom jom/Shutterstock, (8)©Tatweer Co. for Educational Services; **175** (1)©Whitevector/Shutterstock, (2)©Sony Herdiana/Shutterstock, (3)©SaudiArabiaPhotography/Shutterstock, (4)©Alexander Kondratenko/Shutterstock, (5)©iofoto/Shutterstock, (6)©Tatweer Co. for Educational Services; **178** (1)©Mikbiz/Shutterstock, (2)©vkstudio/Alamy, (3)©Hannu Liivaar/Alamy; **180** (1)©David Papazian/Shutterstock, (2)©Photographee.eu/Shutterstock, (3)©Peshkova/Shutterstock, (4)©Photographee.eu/Shutterstock, (5)©Interior Design/Shutterstock, (6)©Africa Studio/Shutterstock, (7)©JOAT/Shutterstock; **183** (1)©Photobac/Shutterstock, (2)©Miroslav Pesek/Shutterstock, (3)©Photographee.eu/Shutterstock, (4)©Avaniks/Shutterstock, (5)©Photographee.eu/Shutterstock, (6)©Juris Kraulis/Shutterstock; **190** (1)©chalumpon onnongwa/Shutterstock, (2)©Picsfive/Shutterstock, (3)©McGraw-Hill Education, (4)©Mark Steinmetz, (5)©ChameleonsEye/Shutterstock; **191** (tr)©Koya979/Shutterstock, (cl)©Lana Stem/Shutterstock, (bl)©Koya979/Shutterstock, (bl)©Fernandodias/Shutterstock; **201** (cl)©Tarikdiz/Shutterstock, (cr)©b71/Shutterstock, (cr)©Ammar Rasheed/Shutterstock, (cr)©Vladislav Ashikhmin/Alamy Stock Vector, (5)©tiny windmill/Shutterstock, (6)©tiny windmill/Shutterstock.



وزارة التعليم

Ministry of Education

2022 - 1444

WORKBOOK
2

WE CAN!



وزارة التعليم
Ministry of Education
2022 - 1444

Mc
Graw
Hill



Contents

Workbook		
Term 1		
Unit 1	Feelings	123
Unit 2	Things We Wear	131
Unit 3	Things We Do	139
Term 2		
Unit 4	Beautiful Nature	147
Unit 5	Friends, Actions, Things	155
Unit 6	Wild Animals	163
Unit 7	From Here to There	171
Term 3		
Unit 8	My House	179
Unit 9	My Things	187
Unit 10	My Day, Animals, Places	195



Unit 1 Feelings

Goal 1 CD5 02 Feelings: Talk Time

I can greet my teacher and ask "How are you?"

I listened to CD5 02 ☒ ☒ ☒ ☒ ☒ ☒ ☒ days this week.

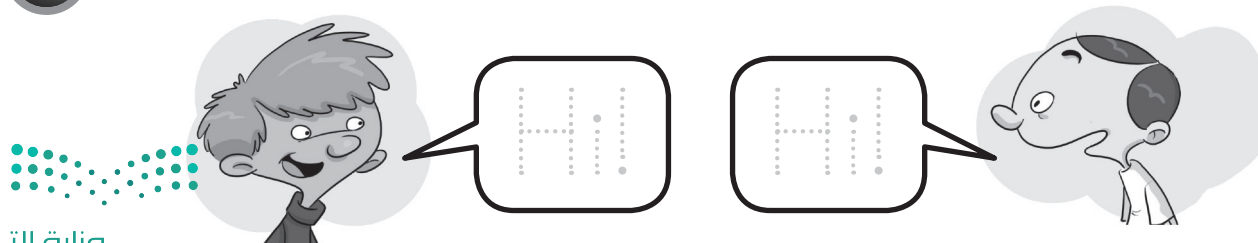
Name _____ Class _____



1 Listen, point, and practice. Trace.



2 Join the dots. Read.





Goal 2 CD5 03 Feelings: Talk Time

I can say "I'm first, second, third ..."

I listened to CD5 03 ☒ ☒ ☒ ☒ ☒ ☒ ☒ days this week.

Name _____ Class _____



1 Listen, point, and practice. Trace and write.

A Hi, _____! How _____?



B I'm fine.



2 Match and write.



second ☐ fifth ☐ first ☒ 1

fourth ☐ third ☐

1. I'm first _____.

2. I'm _____.

3. _____.

4. _____.

5. _____.

Goal 3 CD5 04 Feelings: Rhythms and Listening


I can chant the *If You're Happy and You Know It* chant with a partner.

I listened to CD5 04 ☒ ☒ ☒ ☒ ☒ ☒ ☒ days this week.

Name _____ Class _____



1 Listen, say, and do.



2 Listen, chant, and do. Trace.

If you're happy
and you know it,
Clap your hands.



If you're happy and you know it,
Clap your hands. (👏, 👏)

If you're happy and you know it,
Then your face will surely show it.

If you're happy and you know it,

Clap your hands. (👏, 👏)





Goal 4 CD5 05 Feelings: Rhythms and Listening

I can play the Confusion Game with a partner and say "sixth, seventh, eighth, ..."

I listened to CD5 05 ☒ ☒ ☒ ☒ ☒ ☒ ☒ days this week.

Name _____ Class _____



1 Listen and touch.



2 Listen and match. Write.

d a f i c j h g b e

1. e is the _____ letter of the alphabet.

2. h is the _____.

3. i _____.

first _____
second _____
third _____
fourth _____
fifth _____

sixth _____
seventh _____
eighth _____
ninth _____
tenth _____

3 Join the dots. Write.



f _____



h _____

Goal 5 CD5 06 Feelings: Words in Action

I can act out three feelings.

I listened to CD5 06 ☒ ☒ ☒ ☒ ☒ ☒ ☒ days this week.

Name _____ Class _____



1 Listen, point, and practice. Do the actions.

Trace.

I'm hungry.



I'm thirsty.



I'm hot.



I'm cold.



I'm sleepy.



I'm scared.



2 Find and circle six feeling words.



hungry scared cold sleepy hot thirsty





Goal 6 CD5 07 Feelings: Words in Action


I can ask a friend "What's the matter?"

I listened to CD5 07 ☒ ☒ ☒ ☒ ☒ ☒ ☒ days this week.

Name _____ Class _____



1 Listen, point, and practice. Trace.



2 Unscramble the words.

1. l o c d = _____

2. r n h g u y = _____

3. y e e l p s = _____

4. o t h = _____

Goal 7 CD5 08 Feelings: Phonics

















I can listen and point at the right pictures and words.

I listened to CD5 08 ☒ ☒ ☒ ☒ ☒ ☒ ☒ days this week.

Name _____ Class _____



1 Listen, point at the pictures and words, and say.

apple 	cap 	tap 	hat 
cat 	apron 	cape 	tape 
cake 	vase 	face 	ink 
pin 	Tim 	iron 	pine 
			time 

2 Write the missing letters and read.

c__p	c__t	__ron	__ppl__
c__p__	c__k__	p__n	__pr__n
t__p	v__s__	p__n__	
t__p__	f__c__	T__m	
h__t	__nk	t__m__	





Goal 8 CD5 09 Feelings: Phonics

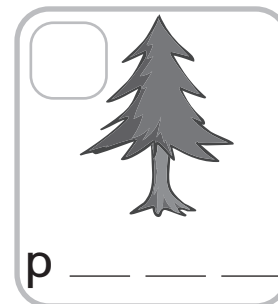

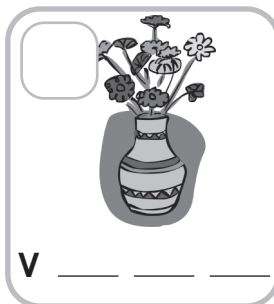
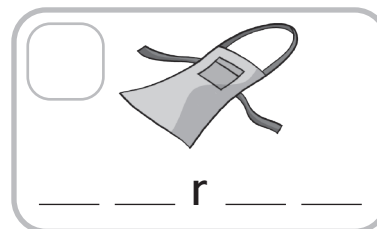
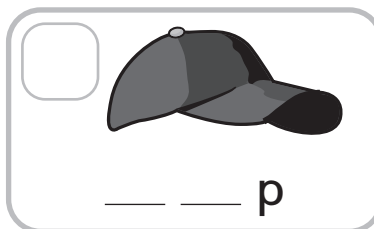
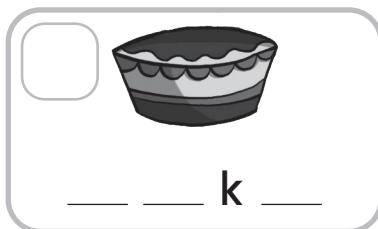
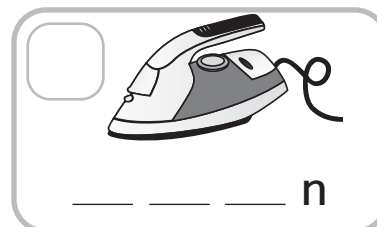

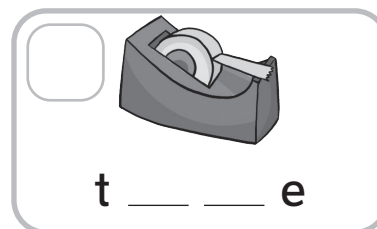
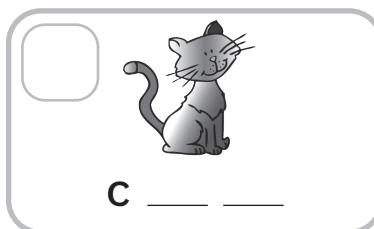

I can say, read, and write the sounds for a, apple; a, cape; i, pin; i, pine by myself.

I listened to CD5 09 ☒ ☒ ☒ ☒ ☒ ☒ ☒ days this week.

Name _____ Class _____



1 Listen, number the pictures, and say.



2 Write the missing letters.



Unit 2 Things We Wear



Goal 9 CD5 10 Things We Wear: Talk Time

I can ask "Whose ... is this?"

I listened to CD5 10 ☒ ☒ ☒ ☒ ☒ ☒ ☒ days this week.

Name _____ Class _____

1 Listen, point, and practice.

2 Read and write the missing letters.

1. Whose a  is this? It's mine.

2. Whose e  is this? It's not mine.

3. Whose a  is this? It's mine.

4. Whose u  is this? It's not mine.

3 Draw lines and match.



mouse



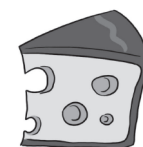
squirrel



boy



candy



cheese



acorn



Goal 10 CD5 11 Things We Wear: Talk Time

I can meet someone and say "I like your ..."

I listened to CD5 11 ☒ ☒ ☒ ☒ ☒ ☒ ☒ days this week.

Name _____ Class _____



1 Listen, point, and practice. Trace.

A I like your hat.

B Thank you.

A I like your T-shirt.

B Thank you.

A I like your jacket.

B Thank you.

2 Listen and point.

A It's my hat.

B It's not mine.



Goal 11 CD5 12 Things We Wear: Rhythms and Listening

I can chant the *Who is Wearing Green?* chant.

I listened to CD5 12 ☒ ☒ ☒ ☒ ☒ ☒ ☒ days this week.

Name _____ Class _____



1 Listen and chant. Trace.

Green, green, green, green.

Who is wearing
green today?

Green, green, green, green.

Who is wearing green?

I am wearing
green today.

Look at me,


And you will see,

That I am wearing green today.



2 Read and color his clothes.

He is wearing a yellow T-shirt,
blue pants, and a brown jacket.
His cap is red.





Goal 12 CD5 13 Things We Wear: Rhythms and Listening

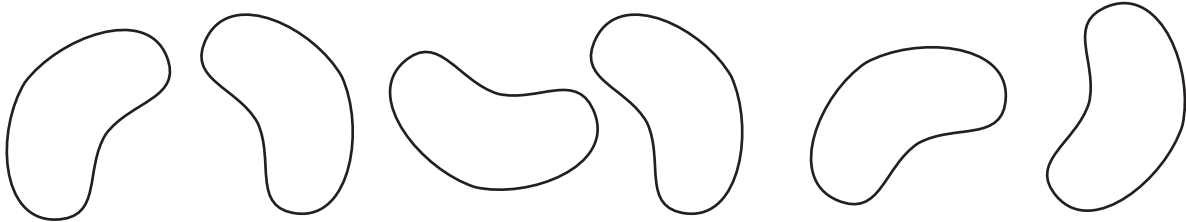
I can say three colors that I'm wearing today.

I listened to CD5 13 ☒ ☒ ☒ ☒ ☒ ☒ ☒ days this week.

Name _____ Class _____



1 Listen and color.



purple

red

pink

white

black

blue

2 Listen and write the color.

1. I'm wearing _____ today.

2. I'm wearing _____ today.

3. I'm wearing _____ today.

4. I'm wearing _____ today.

5. I'm wearing _____ today.

6. I'm wearing _____ today.

3 Write two things you are wearing today.

I'm wearing _____

and _____ today.



Goal 13 CD5 14 Things We Wear: Words in Action

I can say the names of five things that you can wear.

I listened to CD5 14 ☒ ☒ ☒ ☒ ☒ ☒ ☒ days this week.

Name _____ Class _____



1 Listen, point, and practice.

I'm wearing ...

2 Join the dots, color, and trace.



a cap



2. a sweater



a T-shirt



4. sunglasses



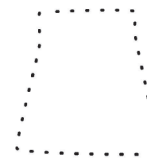
a jacket



6. jeans



a hat



8. a skirt



a blouse



10. shoes





Goal 14 CD5 15 Things We Wear: Words in Action

I can name two things I am wearing, saying "I'm wearing ... and ... today."

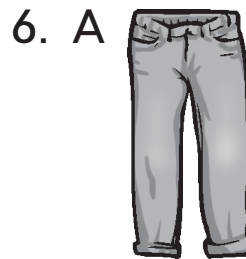
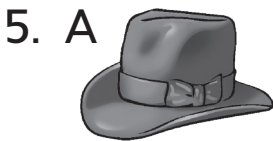



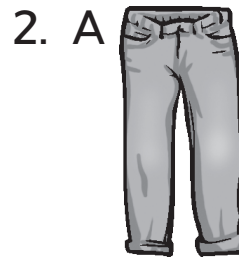
I listened to CD5 15 ☒ ☒ ☒ ☒ ☒ ☒ ☒ days this week.

Name _____ Class _____



1 Listen, point, and practice.

2 Listen and circle A or B.



3 Write two things your friend is wearing today.

My friend is wearing _____

and _____ today.

Goal 15 CD5 16 Things We Wear: Phonics

I can tell if the words start with p or b.

I listened to CD5 16 ☒ ☒ ☒ ☒ ☒ ☒ ☒ days this week.

Name _____ Class _____



1 Listen and practice.

2 Listen and circle p or b.



p or b



p or b



p or b



p or b



p or b



p or b

3 Write the missing letters. Trace.

			4/1		e	d	5
3		e	a	r			e
			n				n
	2		a	n	d	a	
			n				
	6		a	r	r	o	t



Goal 16 CD5 17 Things We Wear: Phonics

I can say two words that begin with p and two words that begin with b.

I listened to CD5 17 ☒ ☒ ☒ ☒ ☒ ☒ ☒ days this week.

Name _____ Class _____



1 Listen, point, and practice. Trace.

1. panda / pizza




2. bear / banana

3. bear / bed



4. panda / pen

5. banana / box



2 Make the sounds.

p p p p b b b b p p p b b b p p b b p b

Unit 3 Things We Do



Goal 17 CD5 18 Things We Do: Talk Time


I can act out the telephone talks with a partner.

I listened to CD5 18 ☒ ☒ ☒ ☒ ☒ ☒ ☒ days this week.

Name _____ Class _____

1 Listen, point, and practice. Trace.

A Hello. Can I speak to Joe?



B Speaking.



A What are you doing?

B I'm doing my homework.

A What's your dad doing?

B He's watching TV.





Goal 18 CD5 19 Things We Do: Talk Time

I can have a telephone conversation in English.

I listened to CD5 19 ☒ ☒ ☒ ☒ ☒ ☒ ☒ days this week.

Name _____ Class _____



- 1 Listen, point, and practice. Say your name.
- 2 Speak English with your family or friends.

A Hello. Can I speak to _____?

B Speaking.

A What are you doing?

B I'm watching TV.

A Good-bye.

B Bye.





Goal 19 CD5 20 Things We Do: Rhythms and Listening

I can chant the *What Are You Doing?* chant.

I listened to CD5 20 ☒ ☒ ☒ ☒ ☒ ☒ ☒ days this week.

Name _____ Class _____



1 Listen and chant. Trace.

What are you doing?

I'm doing karate,

doing karate, doing karate.

What are you doing?

I'm doing karate, and how about you?



What are you doing?

I'm playing football,

playing football, playing football.

What are you doing?

I'm playing football, and how about you?



2 Match the words.

doing

playing

watching

homework

karate

TV

football





Goal 20 CD5 21 Things We Do: Rhythms and Listening

I can play the True or False Action Game with a friend.

I listened to CD5 21 ☒ ☒ ☒ ☒ ☒ ☒ ☒ days this week.

Name _____ Class _____



1 Listen, point, and practice. Trace.

A I'm playing football.



B False!


A I'm playing computer games.



B True!


2 Listen and circle T (True) or F (False).

I'm playing football.




1. T F

I'm playing computer games.




2. T F

I'm doing karate.



3. T F

I'm doing karate.



4. T F



Goal 21 CD5 22 Things We Do: Words in Action


I can play the Card Snap Game with friends.

I listened to CD5 22 ☒ ☒ ☒ ☒ ☒ ☒ ☒ days this week.

Name _____ Class _____



1 Listen, point, and practice.



2 Listen and play. Touch the cards as quickly as you can.

1
I'm doing my homework.

2
I'm playing football.

3
I'm watching TV.

4
I'm eating snacks.

5
I'm playing computer games.

6
I'm doing karate.



Goal 22 CD5 23 Things We Do: Words in Action

I can say two things when asked "What are you doing?"

I listened to CD5 23 ☒ ☒ ☒ ☒ ☒ ☒ ☒ days this week.

Name _____ Class _____



1 Listen, point, and practice. Trace.

What are you doing?



I'm eating snacks.

I'm playing football.



I'm watching TV.



I'm doing nothing!



Goal 23 CD5 24 Things We Do: Phonics

I can tell if the words start with t or d.

I listened to CD5 24 ☒ ☒ ☒ ☒ ☒ ☒ ☒ days this week.

Name _____ Class _____



1 Listen and practice.

2 Listen and circle t or d.



t or d



t or d



t or d



t or d



t or d



t or d

3 Write the missing letters t or d. Trace. Copy.

1. ___ iger

2. ___ oll

3. ___ oor

4. ___ elephone

5. ___ omato

6. ___ uck





Goal 24 CD5 25 Things We Do: Phonics

I can say two words that begin with t or d and describe things.

I listened to CD5 25 ☒ ☒ ☒ ☒ ☒ ☒ ☒ days this week.

Name _____ Class _____



1 Listen, point, and practice. Trace.



1.

tiger / tomato



2.

door / doll



3.

tomato / telephone



4.

doll / duck

2 Write the missing letters.

A. It's t _ _ _ .



B. It's _ _ _ o r _ _ .



C. It's f _ _ _ .



D. It's _ _ _ _ l l .



Unit 4 Beautiful Nature

Goal 25 CD5 26 Beautiful Nature: Talk Time

I can act out one of the talks about nature.


I listened to CD5 26 ☒ ☒ ☒ ☒ ☒ ☒ ☒ days this week.

Name _____ Class _____



1 Listen, point, and practice. Trace.

A Look! It's a snake!



B It's short!

A No, it's long!



A Look! It's a plastic bag!

B It's beautiful!



A No, it's ugly!



Goal 26 CD5 27 Beautiful Nature: Talk Time

I can find something beautiful or ugly and say "Look! It's a ...!
It's beautiful (or ugly)."

I listened to CD5 27 ☒ ☒ ☒ ☒ ☒ ☒ ☒ days this week.

Name _____ Class _____



- 1 Listen, point, and practice.
- 2 Point and say by yourself. Trace.

Look! It's a ...!



plastic bag



hat



flower



monster

It's beautiful.

It's ugly.

- 3 Draw something beautiful and something ugly. Trace.

beautiful

ugly

It's beautiful.

It's ugly.



Goal 27 CD5 28 Beautiful Nature: Rhythms and Listening

I can chant the *I Love the Mountains* chant.

I listened to CD5 28 ☒ ☒ ☒ ☒ ☒ ☒ ☒ days this week.

Name _____ Class _____



1 Listen and chant. Trace.

I love the mountains,
I love the rolling hills,
I love the flowers,
I love the daffodils,


I love the campfire when

all the stars are out.

I sit and look, I look and smile,

I'm happy to be under this sky.

2 Color the picture.





Goal 28 CD5 29 Beautiful Nature: Rhythms and Listening

I can name seasons and months.

I listened to CD5 29 ☒ ☒ ☒ ☒ ☒ ☒ ☒ days this week.

Name _____ Class _____



1 Listen and chant. Write the words.

fall winter spring summer September March

Back to school, it's _____.
_____, October, November.

Getting cooler, _____'s here.
December, January, February.

Flowers are out, it's _____.
_____, April, May.

Yummy, _____'s here.
June, July, August,

And back again.

2 Find and circle four words.



spring summer fall winter

Goal 29 CD5 30 Beautiful Nature: Words in Action


I can act out one pair of opposites.

I listened to CD5 30 ☒ ☒ ☒ ☒ ☒ ☒ ☒ days this week.

Name _____ Class _____



1 Listen, point, and practice. Trace.



2 Write the opposites.

1. It's long. _____

2. It's big. _____

Goal 30 CD5 31 Beautiful Nature: Words in Action


I can describe and guess what or who.

I listened to CD5 31 ☒ ☒ ☒ ☒ ☒ ☒ ☒ days this week.


Name _____ Class _____



1 Listen, point, and practice.



2 Listen, read, and match.



Goal 31 CD5 32 Beautiful Nature: Phonics

I can tell if the words start with c or g.

I listened to CD5 32 ☒ ☒ ☒ ☒ ☒ ☒ ☒ days this week.

Name _____ Class _____



1 Listen and practice.

2 Listen and circle c or g.



c or g



c or g



c or g



c or g



c or g



c or g

3 Write the missing letters c or g. Trace and copy.

1. ___ at

2. ___ irl

3. ___ ap

4. ___ oat

5. ___ orilla

6. ___ ake





Goal 32 CD5 33 Beautiful Nature: Phonics


I can say two words that begin with c and two words that begin with g.

I listened to CD5 33 ☒ ☒ ☒ ☒ ☒ ☒ ☒ days this week.

Name _____ Class _____



1 Listen, point, and practice. Trace.



2 Make the sounds.

c c c c g g g g c c c g g g c c g g c g



Unit 5 Friends, Actions, Things



Goal 33 CD5 34 Friends, Actions, Things: Talk Time

I can introduce someone, say "This is my friend ...," and "Let's !"

I listened to CD5 34 ☒ ☒ ☒ ☒ ☒ ☒ ☒ days this week.

Name _____ Class _____



1 Listen and practice.



Hello, Hashim.

Good morning Ali.
Where's Jake?



He can't come. He's
helping his brother.

This is my friend, Omar.



Nice to meet you Omar.

Nice to meet you too.

Ready? Let's go to the
new computer store!





Goal 34 CD5 35 Friends, Actions, Things: Talk Time

I can chant, tell the time of day and use greetings correctly.

I listened to CD5 35 ☒ ☒ ☒ ☒ ☒ ☒ ☒ days this week.

Name _____ Class _____



1 Listen and chant. Trace and write.

It's **morning**. Good morning! Good morning to you!

How are you? How _____?

It's **so nice to see you**.



It's **afternoon**. Good afternoon! Good afternoon to you!

Here's homework, more _____ for you!

It's **evening**. Good evening! Good evening to you!



It's playtime and bath time and bedtime for you! Goodnight! Goodnight! _____ to you!

2 Match and write.

eat lunch go to school watch TV

It's morning.

1. Let's _____.

It's afternoon.

2. Let's _____.

It's evening.

3. Let's _____.



Goal 35 CD5 36 Friends, Actions, Things: Rhythms and Listening

I can talk about what "I'm, he/she's, we/you/they're" doing or not doing

I listened to CD5 36 ☒ ☒ ☒ ☒ ☒ ☒ ☒ days this week.

Name _____ Class _____



1


Listen and chant. Trace.

We're playing, we're cycling

Our friends are here and laughing

They're jumping, they're cycling

As happy as can be!



There's Omar, he's walking

His friend, Ali is talking

He's laughing. He's not cycling

As happy as can be!



Are you playing, are they cycling?

We're not playing,
they're not cycling

We're talking, we're walking

As happy as can be!



2

Look at the picture and write.



sitting They're sitting.

pointing

writing

cycling

They're not writing.



Goal 36 CD5 37 Friends, Actions, Things: Rhythms and Listening


I can ask and answer Yes / No questions about what people are doing

I listened to CD5 37 ☒ ☒ ☒ ☒ ☒ ☒ days this week.

Name _____ Class _____



1 Listen and practice. Trace.



Where is he?

He's at home.

Is he sitting?

Yes, he is.

Is he playing?

No, he isn't.


Is he watching TV?

Yes, he is. Now it's my turn!

2 Ask and answer. Write.

reading

1. Is he reading?
No, he isn't.



standing

3. _____ ?



running

2. _____ ?



watching TV

4. _____ ?



Goal 37 CD5 38 Friends, Actions, Things: Words in Action

I can talk about food using the words “ hot, cold, sour, sweet, salty, tasty”

I listened to CD5 38 ☒ ☒ ☒ ☒ ☒ ☒ ☒ days this week.

Name _____ Class _____




1 Listen and chant. Trace and write.

Apples are sweet!



Lemons are sour,



Cherries are _____!

They're not _____.



My soup is hot!



Ice-cream is cold,

Rice is _____,

It's not _____.



Chips are salty,
And they're tasty!



Let's eat!

2 Write about food. Use these words.

tasty sweet sour salty hot cold

1. Lemons are _____.

2. Sandwiches are _____.

3. Cookies _____.

4. Kabsa is _____.



Goal 38 CD5 39 Friends, Actions, Things: Words in Action

I can ask questions with “or”, “want”, and say what I like and what I don’t like

I listened to CD5 39 ☒ ☒ ☒ ☒ ☒ ☒ ☒ days this week.

Name _____ Class _____



1 Listen and practice. Trace.



Is it cold or hot?

What color is it?

Is it sweet
or sour?

I know! It's a lemon!

No, thanks. I don't like lemons.
I like oranges.



It's cold.
It's a fruit.

It's yellow.

It's sour.

That's right! Do
you want one?

2 Answer the questions about your favorite food.

1. Is it cold or hot? _____
2. Is it salty or sweet? _____
3. Is it sour? _____
4. What color is it? _____
5. Is it tasty? _____

 Write your favorite food: _____

Goal 39 CD5 40 Friends, Actions, Things: Phonics



I can make the sounds for -s, ask and answer with "have" and use "and" or "but"

I listened to CD5 40 ☒ ☒ ☒ ☒ ☒ ☒ ☒ days this week.



Name _____ Class _____

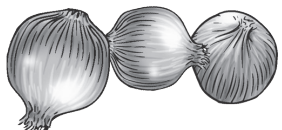



1 Listen and check ✓. Then write.

1.  ☐ /s/ ☐ /z/ ☐ /iz/ 4.  ☐ /s/ ☐ /z/ ☐ /iz/

apples _____

2.  ☐ /s/ ☐ /z/ ☐ /iz/ 5.  ☐ /s/ ☐ /z/ ☐ /iz/

3.  ☐ /s/ ☐ /z/ ☐ /iz/ 6.  ☐ /s/ ☐ /z/ ☐ /iz/

2 Write answers.

- Do you have a pen? Yes, I do. / No, I don't.
- Do you have cookies? _____
- Do you have a computer? _____
- Do you have notebooks? _____





Goal 40 CD5 41 Friends, Actions, Things: Phonics


I can ask and say whose something is using (name)'s.

I listened to CD5 41 ☒ ☒ ☒ ☒ ☒ ☒ ☒ days this week.

Name _____ Class _____



1 Listen and practice. Trace.



2 Ask and answer. Write.

blouse cap dress T-shirt skirt sweater



1. Whose skirt is this?

It's Noura's.

2. _____
3. _____
4. _____
5. _____
6. _____



Unit 6 Wild Animals

Goal 41 CD6 02 Wild Animals: Talk Time

I can act out the talks about wild animals.


I listened to CD6 02 ☒ ☒ ☒ ☒ ☒ ☒ ☒ days this week.

Name _____ Class _____




1 Listen, point, and practice. Trace.

A Look! It's a baby monkey.



Monkeys
are cute!

A Look! It's an elephant.



Elephants
are big!

2 Draw a monkey and an elephant. Give them names that you like and write them.

monkey

Name: _____

elephant

Name: _____



Goal 42

CD6 03

Wild Animals: Talk Time

I can tell friends the names of six wild animals using the animal chart.

I listened to CD6 03 ☒ ☒ ☒ ☒ ☒ ☒ ☒ days this week.

Name _____ Class _____



1 Listen, point, and practice. Trace.



1. giraffe



2. zebra




3. ostrich



4. lion



5. hyena



6. elephant



7. chimpanzee



8. hippo



9. rhinoceros



10. snake



11. kangaroo



12. koala



13. iguana



14. polar bear



15. tiger

2

Point to and say six animals that you like.

وزارة التعليم

Ministry of Education

2022 - 1444



Goal 43 CD6 04 Wild Animals: Rhythms and Listening

I can chant the *Animal* chant.

I listened to CD6 04 ☒ ☒ ☒ ☒ ☒ ☒ ☒ days this week.

Name _____ Class _____



1 Listen, chant, and mime. Trace.



I will catch a monkey,

By the toes, by the toes.

I will catch a monkey, by the toes!

... a monkey by the toes!



I will catch an elephant, by the trunk!

... an elephant by the trunk!



...a tiger, by the tail!

... a tiger by the tail!



...a snake, by the head!

... a snake by the head!



...a bear, by the nose!

...a bear by the nose!



Goal 44

CD6 05

Wild Animals: Rhythms and Listening

I can play the What Animal Is This? Game with a partner.

I listened to CD6 05 ☒ ☒ ☒ ☒ ☒ ☒ ☒ days this week.

Name _____ Class _____



1 Listen and say what animal it is.

2 Trace and copy.



1. It's an elephant.

Handwriting practice lines for the sentence "It's an elephant."



2. It's a monkey.

Handwriting practice lines for the sentence "It's a monkey."



3. It's a tiger.

Handwriting practice lines for the sentence "It's a tiger."

3 Draw lines and match.



1. tiger

2. snake

3. elephant

Goal 45 CD6 06 Wild Animals: Words in Action

I can say something about three wild animals.

I listened to CD6 06 ☒ ☒ ☒ ☒ ☒ ☒ ☒ days this week.

Name _____ Class _____



1 Listen, point, and practice. Trace.



Elephants are big.




Zebras have stripes.



Snakes have no arms or legs.

Snakes are long.



Hippos have big mouths.

Chimpanzees are smart.



2 Finish the sentences.

1. Elephants are _____.

2. Zebras have _____.

3. Hippos have _____.

4. Snakes are _____.



Goal 46



Wild Animals: Words in Action

I can play the Animal Two Hints Game.






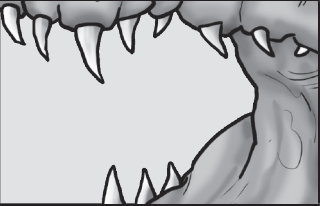




I listened to CD6 07 ☒ ☒ ☒ ☒ ☒ ☒ ☒ days this week.

Name _____ Class _____



1 Listen to two hints and guess what the animals are.

2 Write the animal names.

1.		+		=	
2.		+		=	
3.		+		=	
4.		+		=	
5.		+		=	

Hint Words

hippo

crocodile

chimpanzee

elephant

zebra



Goal 47 CD6 08 Wild Animals: Phonics

I can listen, point, and match pictures, words, and letters.

I listened to CD6 08 ☒ ☒ ☒ ☒ ☒ ☒ ☒ days this week.

Name _____ Class _____



1 Listen, point, and match. Copy.

1. bread



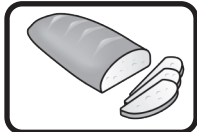
2. bus



3. cup



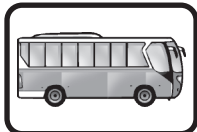
4. cube



5. peach



6. feather




7. meat




2 Read and draw.

boot



book





Goal 48

CD6 09

Wild Animals: Phonics

I can say, read, and write the sounds for ea, peach and ea, head; u, duck; u_e, cube; oo, book and oo, boot by myself.

I listened to CD6 09 ☒ ☒ ☒ ☒ ☒ ☒ ☒ days this week.

Name _____ Class _____



1

Listen and write the missing letters.

1.



r__s__

2.



m__ __n

3.



f__x

4.



b__s

5.



b__ __k

6.



c__b__

2

Find the words in your book and copy them.

1.



2.



3.



4.



5.



Unit 7 From Here to There

Goal 49 CD6 10 From Here to There: Talk Time

I can act out the talks about directions and going places with a partner.

I listened to CD6 10 ☒ ☒ ☒ ☒ ☒ ☒ ☒ days this week.

Name _____ Class _____



1 Listen, point, and practice. Trace.

A Excuse me. Where's the train station?

B Walk straight and turn left.

A Thanks.

A How do you go to school?

B I walk. How about you?

A I go by school bus.





Goal 50

CD6 11

From Here to There: Talk Time

I can give directions to a partner, saying “Turn left.”, “Turn right.”, and “Walk straight.”

I listened to CD6 11 ☒ ☒ ☒ ☒ ☒ ☒ ☒ days this week.

Name _____ Class _____





1 Listen, point, and practice. Do the actions. Trace.

Turn left. ↶ Turn left. ↶
Walk straight three steps. ↑ Turn right. ↷

2 Listen to the directions and go to the exit.

Entrance



Exit



وزارة التعليم

Ministry of Education

2022 - 1444



Goal 51 CD6 12 From Here to There: Rhythms and Listening

I can chant the *When You See a Red Light* chant.


I listened to CD6 12 ☒ ☒ ☒ ☒ ☒ ☒ ☒ days this week.

Name _____ Class _____




1 Listen and chant. Trace.

**When you see a red light,
red light, red light.**




When you see a red
light, stop, stop, stop.

**When you see a yellow light,
yellow light, yellow light.**



When you see a yellow
light, wait, wait, wait.

**When you see a green light,
green light, green light.**



When you see a green
light, go, go, go.

2 Color.



green	yellow	red	wait	stop	go
-------	--------	-----	------	------	----



Goal 52 CD6 13 From Here to There: Rhythms and Listening

I can say if a traffic signal says "Stop!", "Wait!", or "Go!".

I listened to CD6 13 ☒ ☒ ☒ ☒ ☒ ☒ ☒ days this week.

Name _____ Class _____




1 Listen, point, and practice. Trace and color.

red

yellow

green




2 Trace and copy.

Stop!

Wait!

Go!



Goal 53 CD6 14 From Here to There: Words in Action

I can say the names of three vehicles.

I listened to CD6 14 ☒ ☒ ☒ ☒ ☒ ☒ ☒ days this week.

Name _____ Class _____



1 Listen and practice. Copy.

1. truck



2. bus



3. train



4. car



5. bicycle



6. taxi



2 Read and answer. Say and write.

1. What's number 3? It's a _____.

2. What's number 6? It's a _____.

3. What's number 4? It's a _____.



Goal 54 CD6 15 From Here to There: Words in Action

I can tell someone two sentences like "Take a bus." or "Take a taxi."

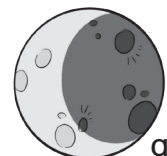
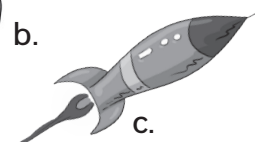
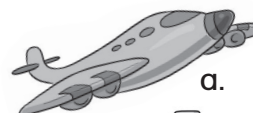
I listened to CD6 15 ☒ ☒ ☒ ☒ ☒ ☒ ☒ days this week.

Name _____ Class _____



1 Listen and match the sentences and the pictures.

1. Take a bus and go to the school.
2. Take a taxi and go to the train station.
3. Take an airplane and go to the space station.
4. Take a rocket and go to the moon.
5. Take a bicycle and go to the hospital.



2 Trace.

I go to school by bus.

I go to school by bicycle.

I walk to school.

Goal 55 CD6 16 From Here to There: Phonics

I can listen, point, and match pictures, words, and letters.


I listened to CD6 16 ☒ ☒ ☒ ☒ ☒ ☒ ☒ days this week.

Name _____ Class _____




1 Listen, point, and match. Then copy.

1. black



2. flag



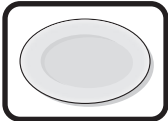
3. glass



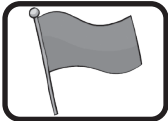
4. class



5. plant




6. plate




7. clock



8. fly



2 Say and match.



cl

gl

fl

pl



Goal 56 CD6 17 From Here to There: Phonics

I can say, read, and write the sounds for bl, black; cl, clock; fl, flag; gl, glass; pl, plant.

I listened to CD6 17 ☒ ☒ ☒ ☒ ☒ ☒ ☒ days this week.

Name _____ Class _____



1 Listen and write the words.



1. It's a _____ .



2. It's a _____ .



3. It's a _____ .

2 Write the missing letters.

bl gl fl cl pl



1. _____ ack



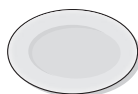
2. _____ ue



3. _____ ock



4. _____ ag



5. _____ ate



6. _____ y

Unit 8 My House

Goal 57 CD6 18 My House: Talk Time

I can act out the talks about showing around the house with a partner.

I listened to CD6 18 ☒ ☒ ☒ ☒ ☒ ☒ ☒ days this week.

Name _____ Class _____



1 Listen, point, and practice.

A Hello.

B Welcome to our house. Would you like to come in?

B I'll show you around.


A Yes, please.

A Thanks.

B This is the living room.

2 Write the words.

1.  This is our _____.

2.  This is our _____.

3.  This is our _____.

4.  This is our _____.

Hint Words



living room

bathroom

kitchen

bedroom



Goal 58 CD6 19 My House: Talk Time

I can show someone around my house.

I listened to CD6 19 ☒ ☒ ☒ ☒ ☒ ☒ ☒ days this week.

Name _____ Class _____



1 Listen and write.



1. _____ door



2. _____ room

3. _____ room



4. _____ room

5. _____ room

6. _____

7. _____ door



Hint Words

front door

kitchen

dining room

bedroom

bathroom

living room

back door

Goal 59 CD6 20 My House: Rhythms and Listening

I can chant the *Where's the Boy?* chant.

I listened to CD6 20 ☒ ☒ ☒ ☒ ☒ ☒ ☒ days this week.

Name _____ Class _____



1 Listen and chant. Trace.



Where's Ali?

In the bathroom.



Where's Mom?

In the kitchen.



Where's Ali?

In the dining room.



Where's Ali?


In the yard.



Where's the boy?

In the bedroom.

2 Write the missing words.



A _____ is under
the _____!





Goal 60 CD6 21 My House: Rhythms and Listening

I can ask "Where's ...?" when I want to know where someone is.

I listened to CD6 21 ☒ ☒ ☒ ☒ ☒ ☒ ☒ days this week.

Name _____ Class _____



1 Listen and practice. Trace.

Where's Ali?
He's in the bathroom.



Where's Mom?
She's in the kitchen.



Where's Ali?
He's in the dining room.



Where's the boy?
In the bedroom.



2 Write.

1. Where's Mom? _____ in the kitchen.

2. Where's Ali? _____ in the bathroom.

Hint Words



He's

She's

Goal 61 CD6 22 My House: Words in Action

I can say the names of three pieces of furniture.

I listened to CD6 22 ☒ ☒ ☒ ☒ ☒ ☒ ☒ days this week.

Name _____ Class _____



1 Listen and practice.



2 Unscramble the words. Write. Draw lines and match.

1. r a i c h

2. b u p c d a o r

3. d i r e g f

4. e a l b t



Hint Words



fridge

chair

cupboard

table



Goal 62 CD6 23 My House: Words in Action

I can play the Two Hands Game.

I listened to CD6 23 ☒ ☒ ☒ ☒ ☒ ☒ ☒ days this week.

Name _____ Class _____



1 Listen and play.



on



in



under



next to



behind

2 Listen and practice. Trace.



1.

on



2.

in



3.

under



4.

behind



5.

next to



Goal 63 CD6 24 My House: Phonics

I can say the spelling of two three-letter words.

I listened to CD6 24 ☒ ☒ ☒ ☒ ☒ ☒ ☒ days this week.

Name _____ Class _____



1 Listen and spell. Copy.

1. ox **o - x**

2. box **b - o - x**

3. fun **f - u - n**

4. sun **s - u - n**

5. hot **h - o - t**

6. not **n - o - t**

2 Write two words in each house.

1. **- o t**

2. **- u n**

3. **- o x**





Goal 64 CD6 25 My House: Phonics

I can read the three-letter word speed-reading list by myself.

I listened to CD6 25 ☒ ☒ ☒ ☒ ☒ ☒ ☒ days this week.

Name _____ Class _____



1 Listen and read.

No.1		No.2	
dot	ox	nut	sun
not	fox	but	fun
hot	box	cut	run

2 Draw lines and connect the family words.

hot

cut

ox

nut

dot

but

fox

box

not

Unit 9 My Things

Goal 65 CD6 26 My Things: Talk Time

I can act out the talks about candy with a partner.

I listened to CD6 26 ☒ ☒ ☒ ☒ ☒ ☒ ☒ days this week.

Name _____ Class _____



1 Listen, point, and practice. Trace.

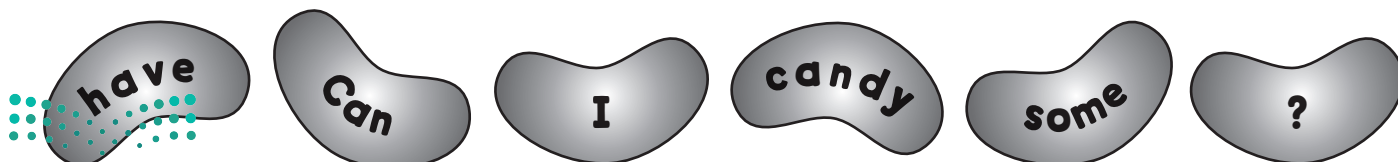
A Can I have some candy?

B Sure. Here you go.



A Thanks.

2 Can you unscramble the words and say the sentence?





Goal 66 CD6 27 My Things: Talk Time

I can count from one to thirty.

I listened to CD6 27 ☒ ☒ ☒ ☒ ☒ ☒ ☒ days this week.

Name _____ Class _____


- 1** Listen, point, and practice.
Then write the missing
numbers on the candy.

A How many are there?

A That's a lot.

- B** Let's count them.

1, 2, 3, 4, 5, 6, 7, 8, 9, 10,
11, 12, 13, 14, 15, 16, 17,
18, 19, 20, 21, 22, 23, 24,
25, 26, 27, 28, 29, 30.



- 2** Say and write 30 to 1.

30 29



Goal 67 CD6 28 My Things: Rhythms and Listening


I can chant the *Things on My Desk* chant.

I listened to CD6 28 ☒ ☒ ☒ ☒ ☒ ☒ ☒ days this week.


Name _____ Class _____



1 Listen, chant, and point.




**Pens and pencils,
Pens and pencils.**



**Paper and glue,
Paper and glue.**



**Scissors and erasers,
Scissors and erasers.**



**Candy for you.
Candy for you.**



2 Chant by yourself and write the missing letters.

e g s p a i c l y



p _ n _

encil p_p_r _ _ue sc_ssor_ _and_



Goal 68 CD6 29 My Things: Rhythms and Listening

I can ask to borrow some things in class.

I listened to CD6 29 ☒ ☒ ☒ ☒ ☒ ☒ ☒ days this week.

Name _____ Class _____



1 Listen and practice.

2 Write.

1. Can I use your _____ ?



2. Can I use your _____ ?



3. Can I use your _____ ?



4. Can I use your _____ ?



5. Can I use your _____ ?



Hint Words

eraser

glue

scissors

pencil

pen

Goal 69 CD6 30 My Things: Words in Action

I can follow the teacher and play the Copycat Game.

I listened to CD6 30 ☒ ☒ ☒ ☒ ☒ ☒ ☒ days this week.

Name _____ Class _____



1 Listen, point, and practice.

1. **A** What's this? **B** It's a wallet.



2. **A** What's this?



- B** It's a cell phone.

3. **A** What's this? **B** It's a comic book.



4. **A** What's this?



- B** It's a watch.

2 Read and answer. Say and write.

1. What's this? It's a




2. What's this? It's a



3. What's this? It's a



4. What's this? It's a





Goal 70

CD6 31

My Things: Words in Action

I can ask "What's this?" or "What are these?"

I listened to CD6 31 ☒ ☒ ☒ ☒ ☒ ☒ ☒ days this week.

Name _____ Class _____



1 Listen, point, and practice.

1. **A** What's this?



B It's an MP3 player.

2. **A** What are these?




B They're MP3 players.

3. **A** What's this?



B It's a pencil.

4. **A** What are these?



B They're pencils.

5. **A** What's this?



B It's a watch.

6. **A** What are these?



B They're watches.

2 Read and answer. Say and write.

1. What's number 5? It's a _____.

2. What's number 6? They're _____.

Goal 71 CD6 32 My Things: Phonics













I can read the story "A Funny Day" by myself.

I listened to CD6 32 ☒ ☒ ☒ ☒ ☒ ☒ ☒ days this week.


Name _____ Class _____



1 Listen and read.

No.1		No.2	
mat 	box 	hen 	bug 
bat 	fox 	ten 	rug 
cat 	ox 	pen 	mug 

2 Write the missing words in the trains.





Goal 72 CD6 33 My Things: Phonics

I can count from 40 to 100.

I listened to CD6 33 ☒ ☒ ☒ ☒ ☒ ☒ ☒ days this week.

Name _____ Class _____



1 Listen and connect the numbers.

55	80	71	50	63
68	49	60	85	72
86	77	89	64	79
70	59	90	88	100

2 Listen and circle the correct number.

A. 35 36

C. 63 66

E. 64 84

B. 42 52

D. 78 98

F. 92 82

Unit 10 My Day, Animals, Places

Goal 73 CD6 34 My Day, Animals, Places: Talk Time

I can ask my friend questions about his / her day and get an answer.

I listened to CD6 34 ☒ ☒ ☒ ☒ ☒ ☒ ☒ days this week.

Name _____ Class _____



1 Listen, point, and practice. Trace.



2 Read and answer.

1. Do you walk to school in the morning?

2. Do you do your homework in the morning?



Goal 74

CD6 35

My Day, Animals, Places: Talk Time

I can tell the time, ask, and talk about everyday activities.

I listened to CD6 35 ☒ ☒ ☒ ☒ ☒ ☒ ☒ days this week.

Name _____ Class _____



1 Listen, point, and say. Then write.



1. I get up at seven o'clock.



2. I go to school at _____ o'clock.



3. I eat lunch at _____ o'clock.



4. I go to bed at _____ o'clock.

2 Put the days of the week in the right order. Write.

Thursday

Monday

Sunday

Friday

Tuesday

Wednesday

Saturday

1. Sunday

5. _____

2. _____

6. _____

3. _____

7. _____

4. _____



Goal 75 CD6 36 My Day, Animals, Places: Rhythms and Listening

I can chant, ask, and talk about animals using “can” or “can’t”.

I listened to CD6 36 ☒ ☒ ☒ ☒ ☒ ☒ ☒ days this week.

Name _____ Class _____



1 Listen, point, and chant. Write the missing words.

huge green walk swim jump dive

Which animal is it?

Its jaws are _____.

They crush and chew.

It can _____ and _____,

It can hunt for food!



Their skin is _____,

Their eyes pop out.

They can _____ and _____,

They are loud and fun.



2 Read and answer. Then write sentences.

Can elephants swim?



Yes, they can.

Can snakes bite?



Can they fly?

Can they run?

Elephants can _____ but they can't _____.

Snakes _____ but _____.



Goal 76 CD6 37 My Day, Animals, Places: Rhythms and Listening

I can talk about the weather.

I listened to CD6 37 ☒ ☒ ☒ ☒ ☒ ☒ ☒ days this week.

Name _____ Class _____



1 Listen, point, and chant. Write the missing words.

cloudy rainy sunny snowy windy



It's sunny and hot,

Sit in the shade and talk

It's _____ and gray

There's no sun today!



It's _____ and wet

We're not there yet!



It's _____ and cold

Don't catch a cold!



It's cloudy and cool,

Get out of the pool!



2 Write.

A Two animals that live in very cold places:

B Two animals that live in very hot places:



Goal 77 CD6 38 My Day, Animals, Places: Words in Action

I can ask and talk about jobs / what someone does.

I listened to CD6 38 ☒ ☒ ☒ ☒ ☒ ☒ ☒ days this week.

Name _____ Class _____



1 Listen and practice. Write.

astronaut computer technician businessman
cook doctor firefighter pilot teacher farmer



businessman



2 Read and answer. Write.

Does your father work in an office? _____

Does he work at the airport? _____

What does he do? _____



Goal 78 CD6 39 My Day, Animals, Places: Words in Action

I can talk about someone's appearance using "have", "has".

I listened to CD6 39 ☒ ☒ ☒ ☒ ☒ ☒ ☒ days this week.

Name _____ Class _____



1 Listen, read, and number.



- _____ He has short, brown hair and brown eyes. He's wearing a thobe and speaking with his friend.
- _____ He has short, blond hair and blue eyes. He's wearing a blue T-shirt.
- _____ She has long, brown hair and brown eyes. She's wearing a jacket, a T-shirt and a long skirt.
- _____ She has short black hair and brown eyes. She's wearing a jacket, a T-shirt, a long skirt, and pink shoes.

2 Read and answer about a friend.

1. What's his/her name? _____
2. Is he/she tall or short? _____
3. Does he/she have long or short hair? _____
4. What's he/she wearing? _____
5. What's he/she doing? _____



Goal 79 CD6 40 My Day, Animals, Places: Phonics

I can make the sounds for ee and ea, use irregular plurals and “that” / “those”.

I listened to CD6 40 ☒ ☒ ☒ ☒ ☒ ☒ ☒ days this week.


Name _____ Class _____

1 Listen and say. Write *ea* or *ee*.



1. h____d 2. sh____p 3. m____t 4. br____d

2 Write about the pictures. Use *there is* / *there are*.



There _____ is a man.

There _____

There _____



There _____

There _____

There _____

3 Write.

feet foot mouse mice teeth tooth

1.

That's a foot.

2.

3.

4.

5.

6.



Goal 80 CD6 41 My Day, Animals, Places: Phonics

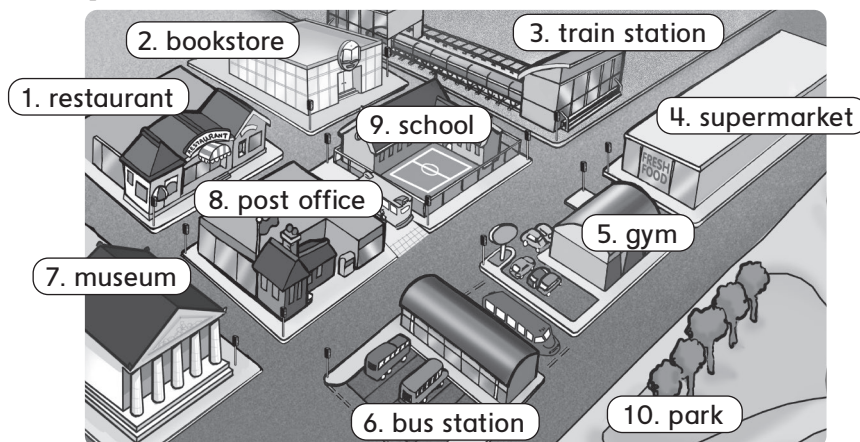
I can talk about places in town and things in the house using “there is”, “there are”.

I listened to CD6 41 ☒ ☒ ☒ ☒ ☒ ☒ ☒ days this week.

Name _____ Class _____



1 Listen and point. Then circle T or F.



- | | | |
|--|-------------------------|-------------------------|
| 1. There's a bookstore between the restaurant and the train station. | <input type="radio"/> T | <input type="radio"/> F |
| 2. There's a museum near the restaurant. | <input type="radio"/> T | <input type="radio"/> F |
| 3. There's a bus station next to the school. | <input type="radio"/> T | <input type="radio"/> F |
| 4. There's a supermarket opposite the gym. | <input type="radio"/> T | <input type="radio"/> F |
| 5. There's a school between the post office and the train station. | <input type="radio"/> T | <input type="radio"/> F |

2 Find photos about places in your country and make a poster. Write:

- where the place is
- something about the place

Faisaliah Tower

Faisaliah Tower is in Riyadh.

It is very tall.

